


Elevating possibilities. Powering tomorrow's innovations.



Elevating Possibilities

Powering Tomorrow's Innovations

The drive for progress is shaped by vision, expertise, and the courage to pursue new ideas in ever-changing conditions. At Tanfac Industries Limited, we approach each year as an opportunity to extend our horizons and redefine what is possible for the chemical industry and those it serves. Transformative partnerships, integrated technologies, and responsible practices help us unlock new capabilities and deliver solutions that address global requirements across multiple markets.

A focus on both sustainable growth and operational excellence forms the foundation of our approach. By fostering continuous development and remaining open to fresh

perspectives, we have established ourselves as a reliable partner to diverse sectors, supporting high-performance applications in renewable energy, advanced materials, life sciences, and beyond.

We recognize that innovation is a process shaped by people, knowledge, and collaboration. The energy to power tomorrow's solutions is a product of our commitment to safety, research, and community. By elevating possibilities and cultivating an environment for forward-looking growth, Tanfac remains prepared to meet the challenges and opportunities of an evolving world, setting new standards for the future.

INSIDE THE REPORT

Statutory Report

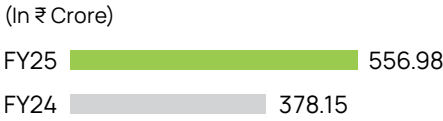
About the Company	02
Our Journey	04
Product Portfolio	06
Global Presence	08
Key Performance Indicators	10
Letter to Shareholders	12
Our Leadership	14
Our Strengths	16
Risk Management	18
Management Discussion and Analysis	20

Statutory Report

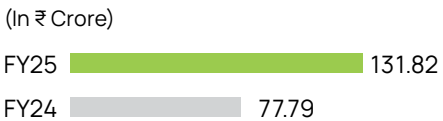
Corporate Information	27
Notice	30
Board's Report	38
Report on Corporate Governance	49
Business Responsibility & Sustainability Report	69
Financial Statements	
Standalone Financial Statements	108

FY25 Highlights

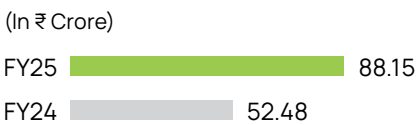
Revenue From Operations



EBITDA



Profit After Tax



Forward looking Statement

This document contains statements about the expected future events, financial and operating results of Tanfac Industries Limited, which are forward-looking. By their nature, forward-looking statements require the Company to make assumptions and are subject to inherent risks and uncertainties. There is a significant risk that the assumptions, predictions and other forward-looking statements will not prove to be accurate. Readers are cautioned not to place undue reliance on forward-looking statements as a number of factors could cause assumptions, actual future results and events to differ materially from those expressed in the forward-looking statements. Accordingly, this document is subject to the disclaimer and qualified in its entirety by the assumptions, qualifications and risk factors referred to in the report.



ABOUT THE COMPANY

Crafting Value Through Research and Responsibility

Tanfac Industries Limited has been a trusted presence in India's chemical industry since commencing its manufacturing journey in March 1985. With operations located in the SIPCOT Industrial Estate, Cuddalore, Tamil Nadu, the company has steadily built its reputation as a reliable manufacturer of fluorine-based chemicals. The integrated facility, spread across 60 acres, is equipped with modern technology that enables the production of diverse fluorine compounds, from Anhydrous Hydrofluoric Acid and Aluminium Fluoride to speciality fluorine intermediates.

Tanfac's evolution gained further momentum in May 2022 when Anupam Rasayan India Limited acquired a significant stake in the business. This strengthened our technical expertise and widened our product portfolio, supporting our transition from commodity chemicals to specialty solutions with higher value addition. With a dedicated R&D team, robust process know-how, and a growing list of both domestic and global customers, the company focuses on delivering sustainable growth anchored in discipline, innovation, and operational safety.

At Tanfac we prioritise the safety and wellbeing of our workforce, stakeholders, and communities through international safety practices and responsible operations. Our strength lies in long established relationships with partners, customers, and employees, which continue to guide us in creating enduring value. With more than seven hundred personnel and a highly experienced management team, we are preparing for the next phase of growth while remaining committed to care for the environment and focus on safety at every step.



39

Years of operational track record since 1985

~135,000 MT

Annual manufacturing capacity across 60 acres

12+

Special products including differentiated grades of Hydrofluoric Acid and Specialty Fluorides

10+

R&D professionals enabling innovation in fluorine chemistry

105

Cumulative customer base with 15 being overseas

700+

Employees supported by a committed management team



Our Mission

To grow exponentially in a multi-faceted manner in the group chemistries that we are proficient in and most importantly through our customer support



Our Vision

To be a globally reputed chemical manufacturing company with respect to our research technologies quality safety and care of our environment

Our Values



Respect



Integrity



Transparency



Speed

OUR JOURNEY

Advancing with Purpose and Resolve



Since its inception, Tanfac Industries Limited has moved forward with purpose and conviction, navigating its journey through strategic investments, operational discipline, and a lasting focus on innovation. Each phase of development has been marked by resilience and adaptability, reflecting the company's determination to achieve excellence, sustainability, and value for stakeholders. These milestones illustrate a story of continual growth and transformation.



Phase 1

Foundation and Early Growth (1972-2008)

1972

Tanfac Industries Limited was incorporated.

1985

Commenced commercial production and entered a stabilisation and turnaround phase.

1987

Implemented the HF Liquefaction Project.

1989

Commissioned the Speciality Fluorides plant.

1992

Paid the first dividend, marking the beginning of a growth phase.

1992-2008

- Experienced consistent growth with regular dividend payments.
- Achieved a net worth of ₹52 crore.
- Maintained total debt at ₹16 crore.
- Sustained a debt-to-equity ratio of 0.3 times.

Phase 2

Strategic Investments and Financial Restructuring (2008-2015)

2008-2010

- Invested ₹52 crore in IBAP, 3 Phenoxy, and HF expansion projects.
- Net worth decreased to ₹42 crore.
- Total debt increased to ₹76 crore.
- Debt-to-equity ratio rose to 1.84 times.
- Faced an interest burden on existing operations.

2015-2016

- Operations improved in Q4.
- Posted a PAT of ₹0.4 crore, aided by a ₹3.72 crore gain from the sale of freehold land.
- Reduced debt to ₹52 crore.
- Debt-to-equity ratio slightly improved to 1.09 times.
- Focused sharply on the bottom line.

Phase 3

Operational Excellence and Expansion (2016-Present)

2016-2017

- Enhanced HR, operations, and marketing.
- Achieved a PAT of ₹3.74 crore entirely from operations.
- Reduced debt to ₹48 crore.
- Improved debt-to-equity ratio to 0.43 times.

2017-2018

- Tripled PAT to ₹9.4 crore.
- Reduced debt to ₹36.8 crore.
- Improved debt-to-equity ratio to 0.29 times.
- Repaid AB debt of ₹11.3 crore.

Milestones Achieved

- Among the largest producers of Anhydrous Hydrofluoric Acid and Aluminium Fluoride in India.
- The first fluorine chemical company in India, and the fifth globally, to receive ISO 9002 certification in early 1994; upgraded to ISO 9001:2000 in 2003.
- First in India to achieve ISO 14001:1996 certification in fluorine chemical manufacturing.
- Implemented Total Productive Maintenance (TPM) with support from the Japanese Institute of Production Management (JIPM), ensuring optimal use of resources and personnel.
- One of 15 signatory members of Responsible Care from India.
- Recognised in Tamil Nadu as a 'Good Corporate Citizen' for forward-looking policies and for maintaining greenery with zero pollution and zero accidents.

2025

- Completed the first phase of Solar Grade DHF (10,000 TPA) in June.
- Implementation of the second phase (10,000 TPA) is currently in progress and expected to be completed during H2 of FY'26.

2024

- Achieved highest-ever production volumes.
- Operated plants at highest capacity utilisation.
- Broke ground for expanding capacities in HF.
- Continued to be debt-free even after significant capex spend.

2023

- Recorded highest-ever revenue, EBITDA, PAT, and surplus cash.
- Announced HF Expansion Project at a cost of Rs. 100 crores.

2022

- Acquired a joint stake by Anupam Rasayan.
- Surpassed previous highest EBITDA recorded in 2019.

2018-2021

- Became debt-free in FY19.
- Started accumulating surplus cash for future expansion.

PRODUCT PORTFOLIO

Delivering Value Across Critical Applications

Tanfac Industries Limited serves a wide range of industries through an extensive portfolio of fluorine-based products. These offerings are organised into distinct categories, reflecting their contribution to revenue and impact across applications. The company's focus on technology and process efficiency ensures reliability for partners in sectors where quality, compliance, and technical precision are essential.



Key Revenue Segments

Hydrofluoric Acid (HF) and Derivatives

Applications

- Refrigerant gas
- Surface treatment
- Advanced intermediates
- Solar cells

70%

Contribution to Revenues


SAP and HF-Based Chemicals

Applications

- Agrochemicals
- Pharma intermediates
- Specialty gases
- Glass and metallurgical uses

30%

Contribution to Revenues



Product	Key Applications
Anhydrous Hydrofluoric Acid	Manufacture of fluorocarbons, refrigerant gas, lithium batteries, uranium enrichment, alkylation, fluorinated organics
Dilute Hydrofluoric Acid	Steel pickling agent, solar cell manufacturing, glass display production, tantalum capacitors, inorganic fluorides
Potassium Fluoride	Organic synthesis (HALEX), heavy water plant
Potassium Bifluoride	Electrolyte for fluorine cells (NF3, UF6), brazing flux
Boron Trifluoride Complex	Lewis acid catalyst in pharmaceuticals, agrochemicals, polymer production
Aluminum Fluoride	Flux in aluminum smelting
Sulphuric Acid and Oleum	Fertilisers, rayon grade pulp, LAB sulphonation, captive use for HF production
Sodium Silico Fluoride	Ceramics, abrasives, glass industries

Principal Market Segments

- 1 Solar cell manufacturing
- 2 Steel surfacing
- 3 Refrigerant production
- 4 Glass etching
- 5 Agrochemicals
- 6 Fluoropolymer synthesis
- 7 Lithium battery manufacturing
- 8 Pharmaceutical intermediates

Few of our Top Clients

TATA POWER SOLAR	Reliance Industries Limited
Piramal Pharma Solutions	JSL JINDAL STAINLESS
deccan	posco THAINOX

GLOBAL PRESENCE

Pursuing Growth Beyond Borders

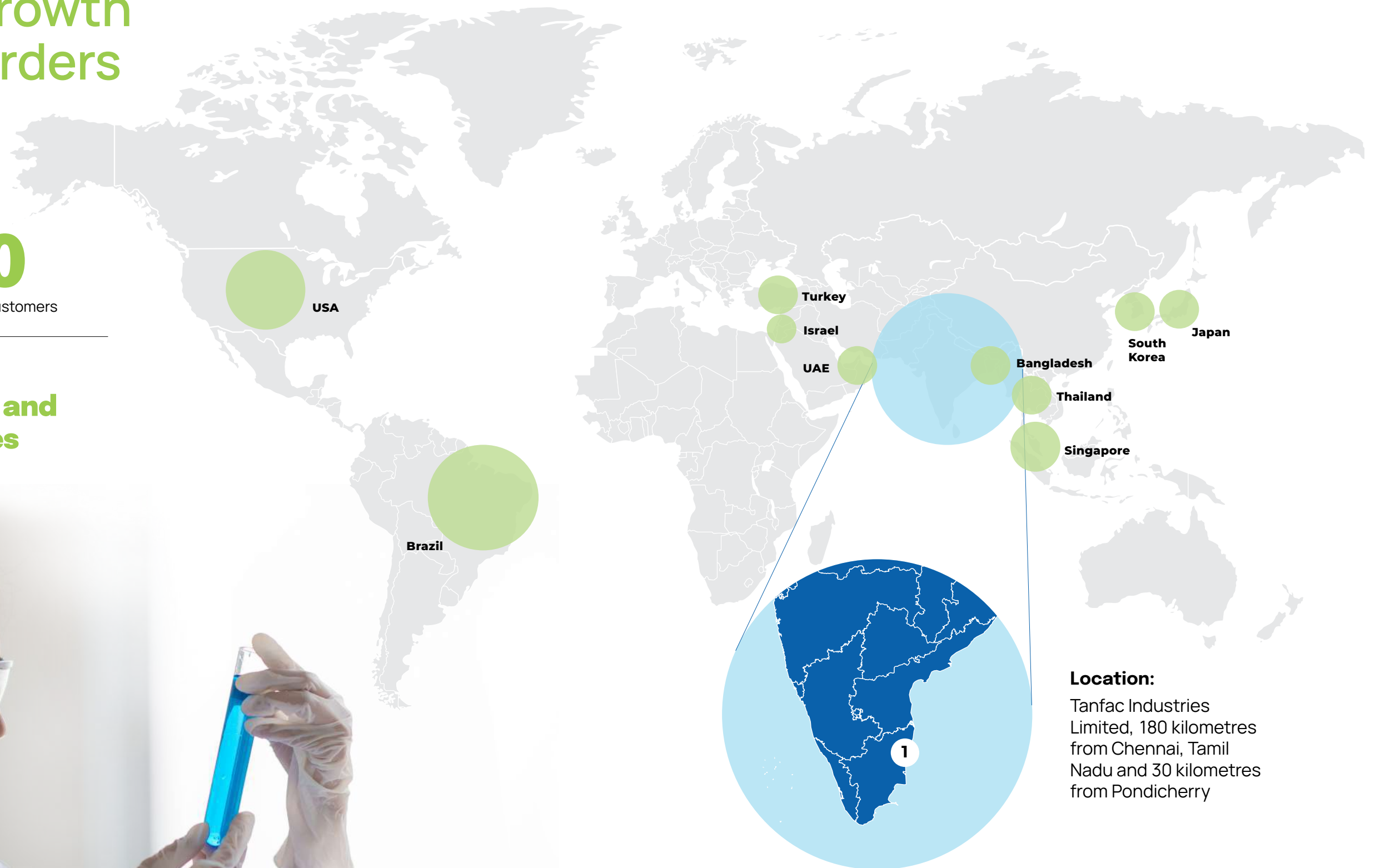
10

Countries served

20

Global customers

Specialisation in hydrofluoric acid and specialty fluorides




*Map not to scale and only for illustration purpose

KEY PERFORMANCE INDICATORS

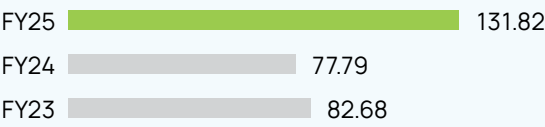
Measuring Our Progress



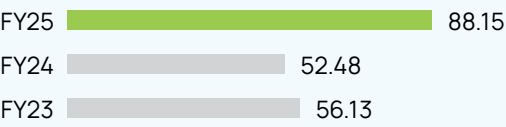
Revenue From Operations
(In ₹ Crore)




EBITDA
(In ₹ Crore)



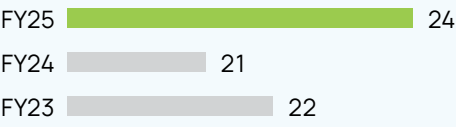
Profit After Tax
(In ₹ Crore)



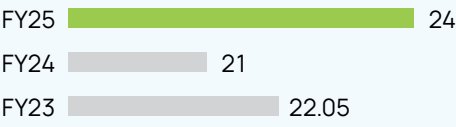
ROE
(In %)



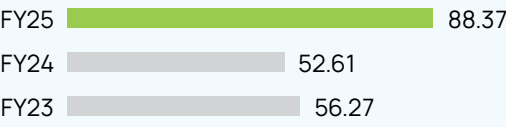
Gross Profit Margin
(In %)



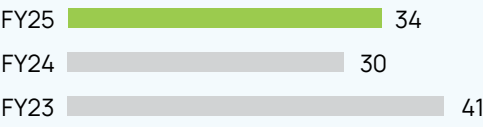
EBITDA Margin
(In %)



Earning Per Share
(In ₹)



ROCE
(In %)



LETTER TO SHAREHOLDERS

Delivering Robust Performance
in Challenging Times

Dear Shareholders,

It is my privilege to address you on behalf of the Board of Directors, presenting an overview of our company's journey through the previous year and our outlook for the future. Each annual meeting affords an opportunity to reflect on our progress, reaffirm our strategies, and express gratitude for the trust you place in us. As we review the year gone by, I am pleased to report not only on our resilience and adaptability amidst global challenges, but also on our enduring commitment to sustainable growth and value creation.

Navigating Uncertainty in a Complex World

The year under review has been marked by considerable macroeconomic volatility and persistent geopolitical tensions across major economies. Political instability in key markets, ongoing supply chain disruptions, and new trade tariffs continue to redefine the operating environment for companies with an international footprint. Escalating costs in energy and transportation, coupled with subdued global growth, have compelled businesses to re-evaluate sourcing models, reconfigure distribution networks, and strengthen risk management frameworks. As we witness evolving patterns of trade and investment, the ability to adapt and anticipate change becomes crucial.

This environment of uncertainty has required nimble responses and clear focus on operational priorities. The demand for specialty chemicals, particularly those supported by advanced research and strict quality standards, remains subject to rapid change. The industry as a whole is contending with a growing need for robust supply chains, technology integration, and compliance with stringent regulations, both domestic and global. Notwithstanding these pressures, Tanfac Industries Limited has continued its journey with a disciplined approach, seeking new avenues for growth and innovation.

10,000 TPA
solar-grade dilute hydrofluoric acid facility commissioned in June 2025



It is my privilege to address you on behalf of the Board of Directors, presenting an overview of our company's journey through the previous year and our outlook for the future. Each annual meeting affords an opportunity to reflect on our progress, reaffirm our strategies, and express gratitude for the trust you place in us. As we review the year gone by, I am pleased to report not only on our resilience and adaptability amidst global challenges, but also on our enduring commitment to sustainable growth and value creation.

Delivering Robust Performance in Challenging Times

Despite the headwinds, Tanfac has delivered a solid performance for the financial year, reflecting the soundness of our strategy and the dedication of our teams. Our ability to remain steadfast in execution has produced tangible results, and I wish to share key figures from the year's financial statements.

Revenue from operations reached ₹556.98 crore for FY25, a marked increase from ₹378.15 crore recorded in FY24, which represents a year-on-year growth of nearly 47%. Earnings before interest, tax, depreciation and amortization (EBITDA) grew to ₹131.82 crore, up from ₹77.79 crore in FY24, reflecting an improvement in margin from 20.57% to 23.67%. Profit before tax stands at ₹118.76 crore compared to ₹70.06 crore last year, while net profit rose sharply to ₹88.15 crore from ₹52.48 crore in FY24.

Advancing Operational Excellence and Sustainable Growth

Strategic operational developments during the year have further strengthened our future potential. The successful commissioning of a state-of-the-art hydrofluoric acid unit in October 2024 doubled our capacity from 14,850 TPA to 29,700 TPA, making our Cuddalore site one of the largest in the country. This project, representing an investment of approximately

₹100 crore, has enhanced supply security, improved cost efficiency, and deepened our integration across the value chain. The increased in-house availability of key raw materials directly supports our expansion into high-value fluoride derivatives, aligning with demand trends in agrochemicals, electronics, and energy storage.

A landmark achievement for Tanfac was the commissioning of a 10,000 TPA solar-grade dilute hydrofluoric acid facility in June 2025. This plant represents the first of its kind in India, supporting the domestic solar manufacturing value chain and establishing the company as a key supplier to the clean energy ecosystem. Certification from a leading Indian solar wafer manufacturer marks a significant endorsement of our quality standards and product performance. Phase II of this project, scheduled to double capacity to 20,000 TPA within the coming financial year, is advancing as planned.

We have also taken important steps towards diversification, marked by our entry into the refrigerant gas segment. Supply agreements have been signed with leading organizations from the United States, Japan, and India, offering annual revenue potential of approximately ₹750 crore. The investment for this expansion stands at ₹370 crore and will be funded through internal accruals and equity infusion. Initial supply is expected to commence in the latter half of FY27, supported by manufacturing upgrades at Cuddalore.

Our operational strengths are underpinned by disciplined safety practices and compliance with rigorous environmental standards. Dedicated infrastructure for safe storage and transportation, robust engineering, and a culture of continuous improvement define our approach. The adoption of total productive maintenance practices, with support from international partners, ensures optimal resource use and high reliability of processes. We remain one of a handful of companies in India recognized as Responsible Care signatories, reflecting our commitment to ethical business and stewardship.

Sustainability and social responsibility continue to drive much of our organizational focus. Tanfac has been recognized as a 'Good Corporate Citizen' in Tamil Nadu, in part for forward-looking policies, ongoing community support, and our achievements in maintaining greenery, preventing pollution, and ensuring a safe workplace with zero accidents. We are mindful of our responsibilities not only as a business, but also as a member of the broader community. The contribution of our people remains central to every accomplishment. The expertise demonstrated by our workforce and management has been essential, supported by ongoing investments in training, professional development, and well-being programmes. We adhere to a culture built on respect, transparency, and integrity, fostering collaboration and innovation at every level.

47%
Growth in revenue from operations in FY25

67.96%
Growth in profit after tax in FY25

Our research and development function continues to play a pivotal role in shaping future success. With a dedicated team of more than ten professionals, our R&D centre supports new product development, process enhancements, and the expansion of speciality chemicals in both organic and inorganic segments. Continuous innovation enables us to respond to customer needs, anticipate emerging trends, and meet exacting regulatory requirements with assurance.

Looking Ahead With Confidence and Commitment

As we move into the next phase of growth, we remain focused on opportunities presented by incremental capacities and new market segments. The commencement of Phase II of the solar-grade DHF project will double our output, providing further access to high-purity chemical markets in photovoltaics and semiconductors. Planned investments in refrigeration will enable us to deliver innovative solutions to global clients, further diversifying our portfolio.

Looking forward, we anticipate that macroeconomic headwinds may persist for some time. Our experience and adaptability will guide us through anticipated risks and allow us to seize new opportunities. We are confident in our ability to maintain robust performance across product lines, enter new segments, and strengthen long-term partnerships with key customers worldwide.

On behalf of the Board and management, I wish to extend sincere appreciation to all those who have contributed to our achievements this year. Our employees have demonstrated both commitment and professionalism in all areas of operation. The ongoing support from our shareholders, customers, supply partners, and regulators provides a bedrock upon which we continue to build. We remain committed to transparent governance and ethical practice.

In closing, I assure you that Tanfac Industries Limited is well positioned to advance confidently into the future, delivering sustainable growth, quality and value to all our stakeholders. Thank you for your enduring trust and support.

OUR LEADERSHIP

Leadership Committed to Responsible Growth

Board of Directors



Ms. Mariam Pallavi Baldev (IAS)
Chairperson,
Non-Executive-Non-Independent

Ms. Mariam Pallavi Baldev is an IAS officer and serves as Additional Secretary to the Government of Tamil Nadu, Industries and IP&C Department. As Chairperson of Tanfac Industries, she provides leadership and facilitates effective coordination between the company and key government stakeholders, with emphasis on structured governance and compliance.



Mr. R. Karthikeyan
Non-Executive-Non-Independent

Mr. R. Karthikeyan is an Engineer and Management graduate, currently serving as Senior General Manager (Projects) at TIDCO. With experience in industrial project development, he contributes to the conceptualisation and implementation of infrastructure projects across Tamil Nadu, supporting the company's strategic objectives and operational growth.



Mr. Afzal Harunbhai Malkani
Non-Executive-Non-Independent

Mr. Afzal Malkani brings wide-ranging expertise in corporate finance, fundraising, treasury, mergers and acquisitions, as well as strategy development. At Tanfac, he oversees financial matters and provides strategic direction, leveraging his understanding of capital markets to advance the company's business scalability and strengthen its financial framework.



Dr. R. K. Tyagi
Independent Director

Dr. R. K. Tyagi has more than 47 years of experience, including over 15 years in board-level leadership. Holding a PhD in Management and an engineering qualification from IIT Roorkee, he has led prominent public sector enterprises and brings knowledge in corporate governance, strategic growth, research and development, and organisational transformation.



Mr. Amreek Singh Sandhu
Independent Director

Mr. Amreek Singh Sandhu is a finance and compliance professional with more than 36 years of industry experience covering finance, treasury, legal, human resources, secretarial work, and mergers and acquisitions. He holds qualifications in commerce, law, business, and accountancy, and has served in senior roles in manufacturing, logistics, infrastructure, and digital media.



Dr. M. Anuradha Reddy
Independent Director

Dr. M. Anuradha Reddy is a public health and wellness expert with more than 30 years of experience in diabetes care and nutrition. She has obtained certifications from AIIMS Delhi and Washington State University and has implemented impactful health programmes for underserved communities as founder of the Diabetes Foundation.

Leadership Team



Mr. Hemango Gupta
Chief Executive Officer

Graduate from ITT with PGDBM in Marketing with 2 decades of experience in Fluorine Chemicals. Joined Tanfac in Feb-2025.



Mr. N. R. Ravichandran
President and Chief
Financial Officer

CA & MBA from University of Leicester with more than 35 years experience (including 20 years in Tanfac)



Dr. L. Ravichandran
Head – Research and Development,
New Product Development and
Technical Services

PHD in Chemistry with 46 years of experience in Fluorine Chemicals (including 42 years with Tanfac)



Mr. N. Rajesh
Head – Technical

B.Tech (Chemical) & MBA with 19 years of experience in Fluorine Manufacturing Operation (including 8 years with Tanfac)



Mr. Sramanraj Jain
Head – Sales and Marketing

B.E – Chemical & MBA with 31 years of experience in Marketing (including 20 years with Tanfac)



Mr. S. Ilango
Head – Human Resources
and Administration

BA, PG Dip. in PM & IR with 32 years of experience in HR (including 7 years with Tanfac)

Key Management Personnel (KMP)

Mr. Hemango Gupta
Chief Executive Officer*

*w.e.f. July 16, 2025

Mr. N. R. Ravichandran
President and Chief
Financial Officer

Mr. S. Vinod Kumar
Company Secretary and
Compliance Officer*

*w.e.f. January 31, 2025

OUR STRENGTHS

Strengths That Drive Lasting Value

At Tanfac Industries Limited, our sustained performance draws upon an integrated framework of technical, operational, and strategic strengths. Each capability is carefully developed to ensure safety, compliance, customer focus, and consistent advancement. Together, these strengths form the foundation on which we build stakeholder value, pursue innovation, and deliver on the evolving needs of diverse industries. This page highlights the pillars that continue to differentiate and define us.



Proven technology and operational excellence in fluoride chemistry

Tanfac's expertise in fluoride chemistry is underpinned by advanced process technology and robust operational systems. Years of experience allow us to optimize the use of raw materials, deliver consistent product quality, and enhance production efficiency. Continuous process improvement and the adoption of best operating practices

ensure reliability and safety at every stage. A strong track record in large-scale fluorine operations demonstrates our ability to meet demanding industry standards, supporting both existing product lines and the development of innovative fluorine-based solutions for emerging markets.



Expertise in handling hazardous chemicals safely

Our ability to safely manage hazardous chemicals, including hydrofluoric acid, sulphuric acid, and oleum, reflects a commitment to rigorous safety protocols and compliance. We implement comprehensive training for our teams, regular audits, and detailed risk assessments to maintain operational safety. State-of-

the-art infrastructure is dedicated to the storage, transfer, and handling of hazardous substances, protecting both people and environment. This specialist expertise enables us to minimise risk, maintain regulatory compliance, and uphold the highest standards of workplace safety and environmental stewardship.



Strong presence in inorganic fluorides

Tanfac has established a leading position in the manufacture of a wide range of inorganic fluoride compounds. This presence spans several decades and supports industries including aluminium, pharmaceuticals, agrochemicals, and advanced materials. Through continual investment in capacity,

process technology, and quality control, we have built enduring customer relationships and maintained a reputation for reliable supply. Our ability to fulfil large and complex orders demonstrates scale and capability, while ongoing research supports the evolution of our inorganic fluoride portfolio.



Growing presence in organic synthesis, specialty chemicals, and value-added fluorides

We are steadily expanding our portfolio in organic synthesis and specialty chemicals, focussing on high-value fluorinated products. A dedicated research and development team works on designing new molecules and intermediates tailored to specific industry requirements, including pharmaceuticals

and specialty materials. Progress in this area reflects a strategy to move up the value chain, diversify end-user sectors, and respond to market trends favouring efficiency and innovation. Our growing presence enhances business resilience and opens avenues for sustainable growth.



Compliance with stringent regulatory and environmental standards

Our operations adhere to all applicable national and international regulations governing chemical production and environmental management. Tanfac invests steadily in systems, audits, and certifications to ensure ongoing compliance and continuous improvement. We implement environmental monitoring, waste management, and resource

optimization to minimize our footprint. Engagement with government authorities and industry bodies, together with transparent reporting, affirms our standing as a responsible industry participant. Such focus not only reduces risk but also instils confidence in our customers and partners.



Dedicated infrastructure for safe storage and transportation

Safe storage and movement of chemicals are critical for compliant and efficient operations. Tanfac has invested in dedicated infrastructure to ensure the secure handling of raw materials and finished goods. This includes customized storage tanks, safety controls, and logistics systems designed for hazardous materials. Meticulous planning and

monitoring minimize the risk of accidental release or exposure, supporting operational reliability and satisfying requirements from clients and regulators alike. This infrastructure positions us to maintain uninterrupted supply and manage larger business volumes.



Expansion of product portfolio in high-value fluorine derivatives

The company pursues a strategy of expanding its range of high-value fluorine derivatives to address demand from advanced industries. Product innovation is supported by market analysis, customer engagement, and investments in technology and R&D. Our approach








broadens applications across sectors such as electronics, renewable energy, and pharmaceuticals. By widening the scope of our portfolio, we are able to capture value opportunities, differentiate our offerings, and provide customized solutions that meet evolving market and customer needs.

RISK MANAGEMENT

Safeguarding Performance Through Preparedness

In today's rapidly changing business environment, identifying and managing risks is essential to sustained success. At Tanfac Industries Limited, we have established a robust risk management framework designed to anticipate challenges, minimize exposure, and support decision-making at every level of our operations. Our approach combines rigorous internal controls, continuous monitoring, and a culture of accountability to ensure that risk is addressed proactively and that opportunities for growth are protected. By doing so, we maintain stability, compliance, and trust among all stakeholders.

	Description Prices of major raw materials, such as Fluorspar, Sulphur and Potassium Carbonate, are heavily affected by changes in the US Dollar. This variability presents a risk owing to our import dependence.	Mitigation Strategy Our mitigation includes to continue on-going broadening our supplier base to regions beyond China, securing alternative sources to reduce dependency & cost. We are also actively evaluating new options to ensure a stable and resilient supply chain.
	Description Demand for Hydrofluoric Acid can vary significantly, with cyclical downturns in end-user industries impacting sales volumes. This market volatility may influence production levels and profitability.	Mitigation Strategy By focusing on specialty grade HF and value-added fluorides, as well as retaining existing customers through competitive pricing, we aim to mitigate any fluctuations. Expansion into the Asia-Pacific market is intended to grow our export volumes and reduce domestic market risk.
	Description Prices of key inputs such as Sulphuric Acid and Sulphur are susceptible to market fluctuations, which can impact production costs and profitability. Volatility is further exacerbated by evolving regulations and global market trends.	Mitigation Strategy To counteract price instability, we are developing alternative downstream products and driving process improvements. Product innovation enables cost stability and helps us maintain a competitive position in the market.
	Description Regulatory requirements evolve continually, increasing the likelihood of non-compliance and associated penalties. This risk is further amplified by the complexity of applicable statutes.	Mitigation Strategy We operate a comprehensive compliance programme, featuring regular training and a strong culture of adherence to the Code of Conduct. Frequent reviews help ensure timely adaptation to regulatory changes and embed compliance throughout the organization.
Fluctuating US Dollar		
HF Demand Volatility		
Price Volatility		
Statutory Compliance Risk		

	Description There is a risk of environmental pollution stemming from the storage, usage and transportation of chemicals, which could potentially lead to regulatory penalties, reputational damage, or operational restrictions.	Mitigation Strategy We address this risk by enforcing stringent safety protocols and using measures such as rainwater harvesting, as well as regular environmental monitoring. Our ongoing commitment to sustainability ensures that environmental risks are systematically minimized.
	Description Economic slowdowns triggered by international events or domestic trends, including supply chain disruptions, can affect sales volumes, profitability, and business growth.	Mitigation Strategy We respond by expanding value-added product offerings and optimizing costs through comprehensive scenario planning and agile operational management. Our strategies are continuously adapted to remain effective in changing economic climates.
	Description High employee turnover can disrupt core operations and affect business outcomes. Retaining skilled talent is critical for operational continuity and strategic advancement.	Mitigation Strategy To retain talent, we provide competitive rewards and specialist training. We also encourage employee engagement and foster a culture of recognition through a structured performance management system, building loyalty and motivation.
	Description Extended credit terms for customers and high levels of inventory can strain financial health and affect liquidity.	Mitigation Strategy Our credit policies are rigorously monitored. We review customer credit terms on a regular basis and ensure efficient collections. Inventory levels are closely managed to avoid excessive credit exposures and maintain a healthy financial position.
	Description Global economic volatility can lead to sharp fluctuations in exchange rates, influencing the cost of imported raw materials and impacting profitability and cash flow.	Mitigation Strategy We manage this risk through structured foreign exchange hedging and by closely monitoring currency exposures against our operating requirements.
	Description The implementation and operation of IT platforms, including ERP, are subject to risks such as system downtime, data security concerns, and potential internal or external misuse.	Mitigation Strategy We safeguard IT systems through regular updates, security protocols, and employee awareness training. Business continuity plans ensure rapid recovery from any operational disruption caused by technology failures.
	Description Tensions in global politics, including energy market volatility and trade policy uncertainty, may increase operational costs and disrupt supply chains.	Mitigation Strategy Our strategy involves expanding procurement sources, passing on cost changes where appropriate, and strengthening supplier relationships. This approach helps maintain stability in our supply chain and cost structure.
Environmental Risk		
Economic Risk		
Risk of Attrition		
Credit Risk		
Foreign Exchange Risk		
IT Risk		
Geopolitical Risk		

Management Discussion and Analysis

Global Economy Overview

The global economy grew by 3.3% in 2024, supported by continued recovery across several regions and the gradual stabilization of inflationary pressures. This performance was aided by improvements in global supply chains and a decline in energy and food prices, which helped ease input cost pressures across key sectors. While the overall trajectory of global economic activity remained positive, it was shaped by structural shifts in trade dynamics and ongoing adjustments in monetary and fiscal policy frameworks across major economies. The introduction of new tariffs by the United States, along with responsive trade measures by key partners, contributed to a reconfiguration of the global trade environment. These developments introduced new dimensions to the economic landscape and had material implications for global growth forecasts.

Growth in advanced economies remained moderate, with the United States recording growth of 2.8% in 2024. As a group, advanced economies grew by 1.8%, supported by resilient services sectors and consistent efforts by central banks to contain inflation. This progress occurred despite policy tightening, elevated trade-

related uncertainty, and a moderation in demand. Within the region, the euro area registered growth of 0.8%, reflecting similar external and domestic challenges, as well as the continued implementation of restrictive monetary policy.

Emerging markets and developing economies recorded steady growth of 4.3%, supported by underlying domestic demand and relative macroeconomic resilience, despite volatility in commodity markets. India remained one of the most robust performers in this group, benefitting from strong private consumption, favourable demographic trends, and significant advancements in digital infrastructure. In contrast, China experienced a moderation in growth, driven by the impact of prolonged trade tensions and broader shifts in global economic patterns.

Looking ahead, global growth is expected to moderate to 2.8% in 2025, influenced by the persistence of trade tensions, tighter financial conditions, and growing geopolitical risks. These factors are likely to weigh on investment decisions and cross-border activity. A gradual recovery is projected in 2026, with global growth forecast



at 3.0%. However, this outlook remains subject to the resolution of existing policy uncertainties and the broader geopolitical landscape, which will play a critical role in shaping the pace and composition of future

Region / Country	2024	2025	2026
World	3.3	2.8	3
Advanced economies	1.8	1.4	1.5
Emerging market and developing economies	4.3	3.7	3.9
China	5%	4%	4%
India	6.5%	6.2%	6.3%

(IMF WEO, April 2025)

Global Chemical Industry Overview

The global chemical industry entered 2025 with renewed momentum, following a period of volatility induced by pandemic aftershocks, energy price fluctuations, and geopolitical tensions. The industry was valued at USD 6,182 billion in 2024 and is projected to reach USD 6,324 billion by 2025, representing a year-on-year growth rate of 2.3%. This recovery has been underpinned by stabilized energy prices, robust demand from key sectors such as semiconductors, automotive, and construction, and the resurgence of manufacturing activity in leading markets.

Key Trends Shaping the Chemical Industry

1 Growing Focus on Specialty Chemicals

The industry is experiencing a marked shift from traditional commodity chemicals to specialty chemicals, which are designed for high-performance, customised applications across sectors including electronics, personal care, agriculture, and mobility. Specialty chemicals provide higher value-addition and better margins, supporting both growth and resilience in an environment of dynamic market demand and increasing competition.

2 Acceleration of Digital Transformation

Chemical companies are increasingly leveraging digital technologies such as artificial intelligence, predictive analytics, and the Internet of Things to enhance operational visibility, improve supply chain efficiency, and support innovation. These technologies are enabling better demand forecasting, real-time tracking, and optimized production processes, thereby allowing the industry to adapt more rapidly to changing market conditions and customer needs.

3 Regulatory Complexity and Policy Uncertainty

Companies are navigating a landscape characterized by evolving regulatory requirements, especially regarding environmental compliance, carbon emissions, and sustainability reporting. Regulatory changes and geopolitical factors, such as energy-related trade barriers and shifting foreign policy priorities, are adding operational complexity and costs. Meeting these requirements necessitates ongoing investment in cleaner technologies and robust compliance infrastructure.

4 Sustainability and Clean Energy Transition

There is a pronounced emphasis on adopting sustainable practices across the industry, demonstrated by increased adoption of renewable feedstocks, investments in green chemistry, and the transition to clean energy sources including solar and wind. The pursuit of a circular economy and lower emissions is not only a regulatory imperative but is also driven by growing customer and stakeholder expectations for environmentally responsible products and processes.

5 Regional Shifts in Supply, Demand, and Production

The sources of chemical supply and demand are undergoing significant regional realignment. While China's growth is moderating, Southeast Asia, Africa, and parts of the Middle East are experiencing accelerating demand and investment. Infrastructure investments and policy-led incentives are contributing to the evolution of regional manufacturing hubs. Europe, meanwhile, faces challenges due to high energy costs and overcapacity, resulting in increased imports and a focus on higher-value products.



MANAGEMENT DISCUSSION AND ANALYSIS

Outlook

Looking ahead, the global chemical industry is expected to maintain a steady growth trajectory, despite ongoing challenges. Demand for chemical products will continue to be driven by the transition to clean energy and the push for sustainable materials, as well as consistent requirements from sectors such as automotive, construction, and electronics. Digital transformation and enhanced supply chain flexibility will be essential as companies seek to mitigate disruptions caused by geopolitical tensions, policy shifts, and climate risks. The industry's ability to innovate by developing higher-margin specialty products, adopting cutting-edge manufacturing technologies, and investing in sustainability will be key determinants of competitiveness.

Strategic partnerships and digitally enabled supply chain solutions are likely to further support resilience and operational agility in an evolving global landscape. With continued growth in the Asia-Pacific region and stabilizing trends in North America and Europe, the global chemical industry is positioned to pursue new opportunities, provided businesses remain focused on adaptability, compliance, and long-term value creation.

Indian Economy Overview

India's economy is estimated to grow at 6.5% in FY25, moderating from the previous fiscal year's robust growth of 9.2%. This deceleration is largely attributed to prevailing global trade uncertainties, including proposed tariffs by the United States on Indian exports, as well as subdued private investment activity. Notwithstanding these external and domestic challenges, the economy exhibited resilience, supported by strong domestic consumption, improved agricultural outlook driven by favourable monsoon predictions, and continued momentum in the services sector.

Inflationary pressures softened significantly, with the headline inflation rate easing to 3.34% in March 2025, marking the lowest level recorded in the past five years. This improvement was primarily driven by a decline in food inflation, which moderated to 2.69%. Additionally, housing and fuel inflation also registered declines, contributing meaningfully to the broader disinflationary trend. In response to improved inflation dynamics, the Reserve Bank of India undertook two successive reductions in the policy repo rate, bringing it to 6.0%. This monetary easing has enhanced the central bank's ability to support growth while maintaining price stability and has reinforced the recovery trajectory of the broader economy.

At the sectoral level, signs of positive momentum are evident across several key industries. The manufacturing sector has benefited from improved capacity utilization and a more supportive policy environment. While global headwinds and margin compression continue to weigh

on the sector, domestic demand remains a critical driver. Increased logistics efficiency, targeted policy incentives for value-added production, and enhanced infrastructure investment have supported industrial growth, particularly in areas linked to consumer goods and light manufacturing. Government-led infrastructure development and fiscal support have improved business sentiment and driven increased demand, particularly in core industrial segments. The services and infrastructure sectors continue to display a favourable outlook, underpinned by sustained demand conditions and stable pricing. These trends are expected to support the growth outlook in the near term, supported by ongoing rural demand and a gradual recovery in urban consumption.

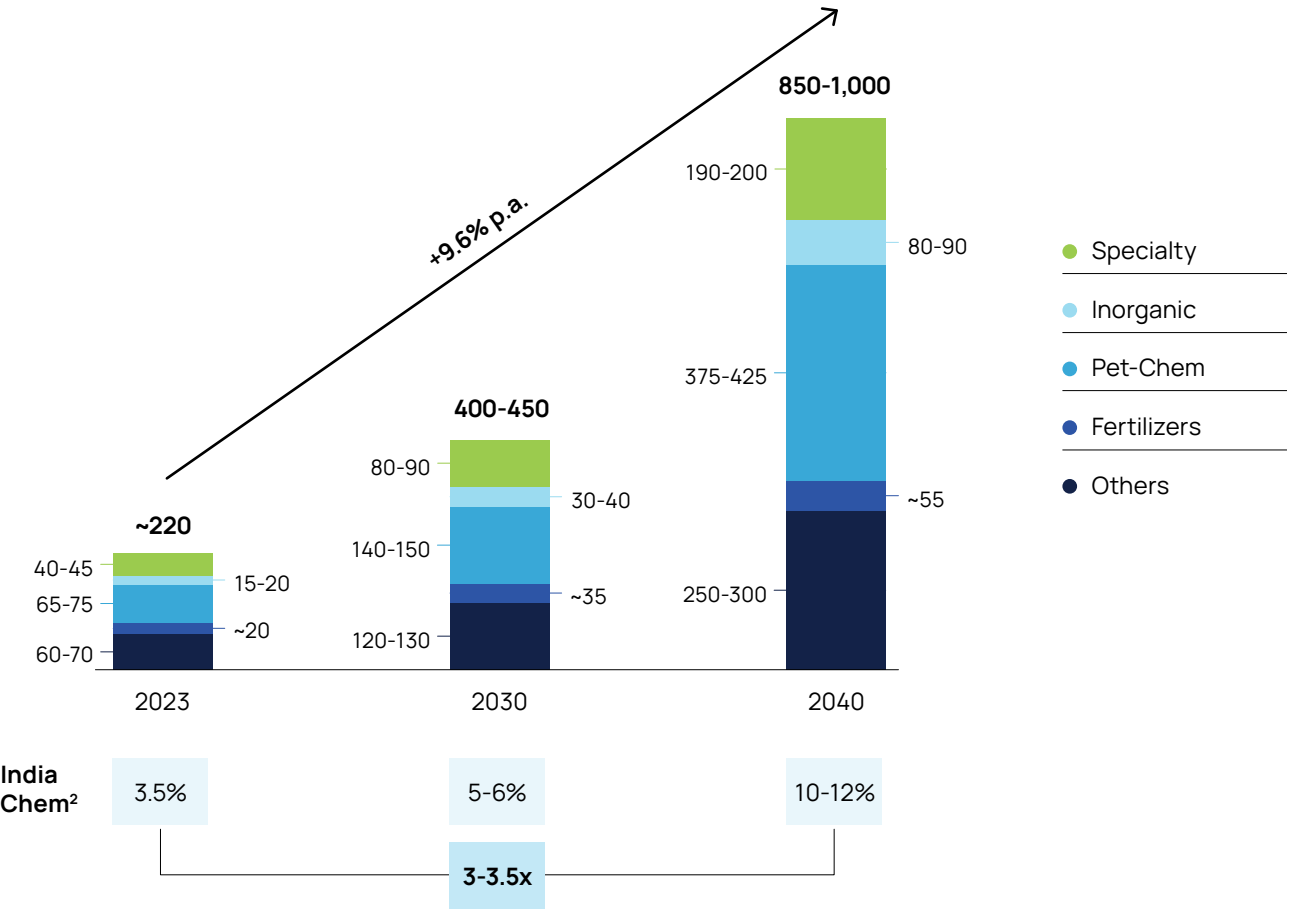
Indian Chemical Industry

India's chemical industry is a key pillar of the country's manufacturing and economic architecture, contributing approximately 7% to the national gross domestic product. It supplies essential raw materials to several high-impact industries, including agriculture, pharmaceuticals, textiles, automotive, and construction. With its strategic significance well established, India has emerged as the sixth-largest producer of chemicals globally and the third-largest in Asia.



Indian chemicals market consumption

(\$ bn)



(Source:Niti Ayog)

In 2023, the domestic chemicals market was valued at approximately USD 220 billion. The sector is expected to grow significantly, reaching between USD 400 and 450 billion by 2030, and is further projected to reach between USD 850 and 1,000 billion by 2040, subject to continued policy support and infrastructure development. While this future growth outlook is promising, India's global footprint in the chemicals space remains relatively limited. As of 2023, the country's share in global chemicals consumption stood at 3 to 3.5%.

Although the sector has benefitted from the Government of India's broader economic reforms, the need for more industry-specific interventions continues. Key initiatives such as the introduction of the Goods and Services Tax, liberalisation of foreign direct investment, and flagship programmes like 'Make in India' and 'Aatmanirbhar Bharat' have helped improve the investment environment and competitiveness across sectors. The application of Production-Linked Incentive schemes to targeted segments has further supported manufacturing growth. Despite these measures, structural challenges within the chemicals industry persist.

A critical constraint remains the sector's high dependence on imports, particularly for petrochemical intermediates and speciality chemicals. This dependency has contributed to a considerable trade deficit, estimated. The limited backward integration into feedstocks, along with the sector's focus on commodity-grade chemicals, has restricted its ability to move up the value chain. In addition to reliance on imports, infrastructure-related challenges further hinder efficient operations and cost optimisation. Inadequate feedstock availability, shortage of shared industrial infrastructure, and logistical inefficiencies contribute to higher production costs.

Despite these challenges, India's chemical industry holds significant long-term potential. The domestic market offers scale and resilience, with strong underlying demand driven by demographic growth, rising disposable incomes, and rapid urbanisation. End-use sectors such as consumer goods, automotive, healthcare, and agri-inputs provide a large and growing customer base for chemical producers. With the right policy alignment and investment in enabling infrastructure, the industry is well-positioned to increase its share in global value chains.

MANAGEMENT DISCUSSION AND ANALYSIS

Government policy continues to evolve in favour of industrial growth. Plans for integrated petrochemical clusters, improvements in logistics corridors, and enhanced port connectivity are intended to reduce structural bottlenecks over time. Increased focus on energy security and domestic availability of key feedstocks may help reverse some of the current import dependencies. Moreover, support for green chemistry, sustainable manufacturing practices, and circular economy models will also improve long-term sustainability and cost efficiency.

Fluorochemicals Market

With steady growth and demand across semiconductors, electronics and other sectors like fluorocarbons, inorganic fluorine, etc., globally fluorochemicals market is anticipated to grow at 4% CAGR in the next 10 years to reach USD 36 billion from the current level of USD 25 billion with Asia Pacific Region account for over 40% of the global demand buoyed by increased demand from India due to large investments in infrastructural developments and growth of automotive and aerospace industries.

During the next 10 years, Indian fluorochemicals market is expected to grow over 10% CAGR due to factors mentioned above and also the 'Make in India' initiative. Rapid urbanization, rising middle class and recent announcement of GST rationalization to boost consumption across sectors is expected to fuel further growth in the demand of refrigerant gas.

(Source: Global Newswire, MMR, Frost & Sullivan)

Hydrofluoric Acid:

The hydrofluoric acid market grows with demand in fluorochemicals, refining, and electronics, driven by industrial use and strict safety regulations. It is expected to grow at CAGR of 5.8% and reach USD 2.3 billion in next 10 years from the current level of USD 1.3 billion. The hydrofluoric acid (HF) market focuses on the production, distribution, and application of this highly reactive inorganic acid, which is a key raw material in various industrial processes. Hydrofluoric acid is primarily used in the production of fluorine-containing compounds, such as refrigerants, fluoropolymers, and fluorochemicals. It also plays a crucial role in petroleum refining (alkylation processes), metal pickling, glass etching, and semiconductor manufacturing. Asia-Pacific dominates global production due to robust chemical manufacturing infrastructure. HF, a highly corrosive and toxic, requires expertise in safe handling, storage, and transportation measures. Stringent environmental and workplace safety regulations influence market operations and technology adoption which act as a barrier for the new player. Innovation in safer handling technologies and sustainable alternatives is influencing future market dynamics.

(Source: Polaris Market Share Research.com/ Industry Analysis / Hydrofluoric Acid Market)

Company Overview

Tanfac Industries Limited is a leading entity in the Indian chemical sector, functioning as a joint venture between Anupam Rasayan India Limited and the Tamil Nadu Industrial Development Corporation (TIDCO). Established in 1985, the company has built a distinguished reputation as one of the foremost producers of hydrofluoric acid and its derivatives, including aluminum fluoride and a range of specialty chemicals. The company's manufacturing operations are based within a state-of-the-art facility spanning 60 acres at the SIPCOT Industrial Estate in Cuddalore, Tamil Nadu, providing a strategic logistical advantage in serving both domestic and international markets.

Tanfac maintains a comprehensive product portfolio, which includes anhydrous hydrofluoric acid, sulphuric acid, oleum, potassium fluoride, potassium bifluoride, boron trifluoride complexes and calcium sulphate, among others. This broad product suite caters to a diverse and evolving customer base, underpinning the company's robust position within the chemical manufacturing industry.

A commitment to quality, sustainability, and operational excellence is fundamental to Tanfac's corporate philosophy. The company adheres to rigorous international standards, being certified under ISO 9001:2015 for quality management, ISO 14001:2015 for environmental management, and ISO 45001:2018 for occupational health and safety. These certifications reflect Tanfac's dedication to maintaining best-in-class processes, ensuring the welfare of its workforce, and minimizing its environmental impact.

Since its inception, Tanfac has placed a strategic emphasis on innovation and continuous improvement across all aspects of its business. The company continually invests in technology, process enhancements, and the professional development of its workforce. Through these initiatives, Tanfac actively seeks to strengthen operational efficiencies and enrich its product offerings to meet the changing needs of its clients.

Operational Updates

In June 2025, the Company successfully commissioned a solar-grade Dilute Hydrofluoric Acid (DHF) facility with an installed capacity of 10,000 tonnes per annum. This project represents a notable milestone for the Indian chemical industry, marking the country's first solar-grade DHF plant. The facility has been established to enhance self-reliance in the solar manufacturing ecosystem by supplying critical raw materials domestically. Following successful quality trials, the product was certified by a leading Indian solar wafer manufacturer, positioning Tanfac as a credible supplier of high-purity chemical solutions to the renewable energy sector. Planning for Phase II of the project is underway, with anticipated commissioning in FY26 that would double the facility's capacity to 20,000 tonnes per annum. The project also



creates a foundation for addressing the requirements of adjacent industries such as semiconductors and advanced electronics, where chemical purity standards are stringent and globally benchmarked.

In a further diversification of its business portfolio, the Company has entered into a long-term framework agreement with a leading American, Japanese, and Indian consortium, marking Tanfac's foray into the refrigerant gas segment. The annual revenue potential from this agreement is approximately INR 750 crore, which equates to about USD 86 million per year. Investment required for the project stands at INR 370 crore and the initial supply is expected to begin in the second half of FY27. Manufacturing will be undertaken at the Company's existing facility in Cuddalore, supported by planned investments in capacity creation and infrastructure. This development demonstrates Tanfac's intent to enter high-growth adjacent chemical segments that promise sustained demand, further consolidating its position in the global specialty chemicals landscape.

Continuing its commitment to capacity enhancement and long-term asset development, Tanfac commissioned a new Hydrofluoric Acid (HF) unit in October 2024. This facility has doubled the Company's HF production capacity from 14,850 tonnes per annum to 29,700 tonnes per annum, making it one of India's largest HF producers. The brownfield expansion at

the Cuddalore site involved a capital investment of approximately INR 100 crore. The commissioning of this facility plays a central role in increasing in-house availability of hydrofluoric acid, thereby supporting the manufacture of high-value-added fluoride derivatives. In addition to improving supply security and operational efficiency, the project enhances vertical integration across the value chain. It enables the business to cater more effectively to industries such as agrochemicals, electronics, and energy storage, all of which continue to demonstrate strong and sustained downstream demand.

Financial Performance

In FY25, Tanfac Industries Limited delivered strong revenue growth, with revenue from operations rising to ₹556.98 crore, compared to ₹378.15 crore in FY24. This robust top-line performance was supported by higher volumes across key products, expanded capacities, and effective market penetration.

Total income increased to ₹559.93 crore, up from ₹385.22 crore in the previous year. The Company's EBITDA for the year rose significantly to ₹131.82 crore, compared to ₹77.79 crore in FY24, while EBITDA margins improved to 23.67% in FY25 from 20.57% in the prior year, reflecting improved cost structures and operational leverage. Profit before tax reached ₹118.76 crore, increasing from ₹70.06 crore last year. Net profit stood at ₹88.15 crore, a rise from ₹52.48 crore in FY24.

MANAGEMENT DISCUSSION AND ANALYSIS

Key Financial Ratios

Ratio	Current Period	Previous Period	% Variance
Current ratio	2.29	3.07	-25.48%
Debt-equity ratio	0.13	0.00	100%
Debt service coverage ratio	53.26	1,655.30	-96.78%
Return on equity ratio	0.33	0.25	28.42%
Inventory turnover ratio	4.10	3.96	3.66%
Trade receivables turnover ratio	6.95	6.76	2.77%
Trade payables turnover ratio	9.02	5.47	64.79%
Net capital turnover ratio	4.01	2.79	44.15%
Net profit ratio	0.16	0.14	14.03%
Return on capital employed	0.34	0.30	12.39%
Return on investment	0.06	0.07	-0.20

For more details please refer note no. 29.10 of financial

Human Resources

Tanfac Industries Limited recognises that its workforce remains integral to the Company’s continued success and sustainable growth. Operating within a highly regulated and competitive sector that requires operational precision, innovation, and a strong commitment to quality standards, the contributions of a skilled and motivated employee base are indispensable. As at 31 March 2025, the Company employed 180 individuals, each aligned with the organizational vision and focused on advancing strategic objectives.

During the financial year FY25, the Company remained committed to strengthening its human capital by prioritizing the attraction, retention, and engagement of industry-leading talent. Tanfac continued to foster a workplace culture that supports personal and professional development, ensures employee well-being, and promotes long-term career progression. Regular training initiatives and structured development programmes were implemented across functions to enhance capability, drive performance, and build leadership capacity within the organization.

Internal Control Systems and Their Adequacy

Tanfac Industries Limited has instituted a comprehensive internal control framework designed to meet the governance, compliance, and operational requirements of its business environment. This framework comprises well-defined policies, procedural guidelines, and systematic controls intended to safeguard assets, ensure the reliability of financial and operational reporting, and maintain adherence to statutory and regulatory standards.

The Company’s internal control structure supports timely identification and resolution of discrepancies, facilitates accurate disclosures, and reinforces accountability at various levels. Oversight is maintained through structured evaluations conducted by the internal audit function and continuous monitoring by the Audit Committee. These measures collectively contribute to maintaining the integrity of financial processes, promoting operational discipline, and ensuring long-term business continuity.

Cautionary Statement

Tanfac Industries Limited may, from time to time, make forward-looking statements through various communications, including filings with the BSE and reports issued to shareholders. These statements are intended to reflect management expectations and projections based on currently available information. However, the Company does not undertake any obligation to revise or update such statements retrospectively. All content presented in this report has been prepared exclusively by Tanfac Industries Limited. The Company accepts no liability for any loss or consequence arising from the use of, reliance on, or interpretation of this Annual Report or its contents.



Corporate Information:

BOARD OF DIRECTORS

Mrs. Mariam Pallavi Baldev
Mr. Afzal Harunbhai Malkani
Mr. R. Karthikeyan
Dr. R. K. Tyagi
Mr. Amreek Singh Sandhu
Dr. M. Anuradha Reddy

CHIEF EXECUTIVE OFFICER

Mr. Hemango Gupta

CHIEF FINANCIAL OFFICER

Mr. N. R. Ravichandran

COMPANY SECRETARY

Mr. Vinod Kumar. S

BANKERS

State Bank of India
IDBI Bank
HDFC Bank

REGISTERED OFFICE & PLANT

Plot No.14 SIPCOT Industrial Complex,
Kudikadu, Cuddalore – 607 005
Phone No.: +91-4142-239001 TO 239005
Fax No.: +91-4142-239008
Email: tanfac.invreln@anupamrasayan.com

CHENNAI OFFICE

Oxford Centre, First Floor No.66
Sir C.P. Ramaswamy Road
Alwarpet Chennai - 600 018
Phone No.: +91-44-24990451/24990464
Fax No.: +91-44-24993583
Email: tanfac.finance@anupamrasayan.com

STATUTORY AUDITORS

M/s. Singhi & Co.,
Chartered Accountants,
Unit 11D, 11th Floor,
Ega Trade Centre,
809, Poonamalle High Road,
Kilpauk, Chennai-600 010

REGISTRAR AND SHARE TRANSFER AGENT

Integrated Registry Management Services Private Limited
Unit: Tanfac Industries Limited
IIInd Floor, “Kences Towers” No.1 Ramakrishna Street,
North Usman Road, T Nagar, Chennai - 600 017.
Phone: 044 2814 0801 - 803 Fax: 044 2814 2479
E-mail: Elnward@IntegratedIndia.in

STOCK EXCHANGE WHERE THE SHARES OF THE COMPANY ARE LISTED

BSE Limited (Scrip Code: 506874)

WEBSITE & E-MAIL

www.tanfac.com
tanfac.cosecy@anupamrasayan.com

CORPORATE IDENTIFICATION NUMBER (CIN)

L24117TN1972PLC006271

Notice of the 51st Annual General Meeting

NOTICE is hereby given that the Fifty-First Annual General Meeting ("AGM") of the members of TANFAC Industries Limited ("the Company") will be held on Thursday, September 25, 2025 at 11.00 A.M. through Video Conferencing ("VC") or other Audio-Visual Means ("OAVM") to transact the following businesses:

ORDINARY BUSINESS:

Item No.1:

To consider and if thought fit, to pass the following resolution as Ordinary Resolution:

To receive, consider and adopt the audited standalone financial statements of the Company for the financial year ended March 31, 2025 and the reports of the Board of Directors and Auditor thereon

"RESOLVED THAT the audited standalone financial statements of the Company for the financial year ended March 31, 2025 and the reports of the Board of Directors and Auditor thereon as circulated to the members, be and are hereby received, considered and adopted."

Item No.2:

To consider and if thought fit, to pass the following resolution as Ordinary Resolution:

To declare dividend on equity shares

"RESOLVED THAT a Dividend of ₹ 9 (Rupees nine only) (i.e., 90%) per Equity Share of the face value of ₹ 10/- each for the financial year ended March 31, 2025 on 99,75,000 Equity Shares of the Company as recommended by the Board of Directors be declared and that the said Dividend be paid out of the profits of the Company."

Item No.3:

To consider and if thought fit, to pass the following resolution as Ordinary Resolution:

To appoint a Director in place of Mr. Afzal Harunbhai Malkani (DIN: 07194226), who retires by rotation and being eligible offers himself for re-appointment

"RESOLVED THAT pursuant to the provisions of Section 152 and other applicable provisions of the Companies Act, 2013, Mr. Afzal Harunbhai Malkani (DIN: 07194226), who retires by rotation, be and is hereby re-appointed as a Director of the Company, liable to retire by rotation."

SPECIAL BUSINESS:

Item No.4:

To consider and if thought fit, to pass the following resolution as Ordinary Resolution:

To ratify remuneration of the Cost Auditor for the financial year 2025-26

"RESOLVED THAT pursuant to the provisions of Section 148 (3) of the Companies Act, 2013 read with Rule 14 of the Companies (Audit and Auditors) Rules, 2014, and other applicable provisions, the remuneration of ₹ 80,000 (Rupees Eight Thousand) plus applicable taxes to be paid to Mr. N. Krishna Kumar (Membership No.27885), the Cost Auditor of the Company, to conduct audit and submit the cost audit report for the financial year ending March 31, 2026, as recommended by the Audit Committee and approved by the Board of Directors, be and is hereby ratified and confirmed.

RESOLVED FURTHER THAT the Board of Directors be and is hereby authorised to do all such acts, deeds, matters and things and take all such steps as may be deemed necessary, proper, or expedient to give effect to the above resolution."

Item No.5:

To consider and if thought fit, to pass the following resolution as Ordinary Resolution:

To appoint Secretarial Auditor of the Company

"RESOLVED THAT pursuant to the provisions of Section 204 and other applicable provisions of the Companies Act, 2013, if any and Rule 9 of the Companies (Appointment and Remuneration of Managerial Personnel) Rules, 2014 and Regulation 24A and other applicable provisions of the SEBI (Listing Obligations and Disclosure Requirements) Regulations, 2015 (including any statutory modification(s) or re-enactment(s) thereof, for the time being in force) and subject to receipt of such other approvals, consents and permissions as may be required, Ms. Kalyani Srinivasan,

Practicing Company Secretary(FCS.5854 and COP No.6047 and Peer review Code no.795) be and is hereby appointed as Secretarial Auditor of the Company for a term of Five (5) consecutive years, to hold office from the conclusion of this Annual General Meeting ('AGM') till the conclusion of 56th AGM of the Company to be held in the Year 2030, at a remuneration to be fixed by the Board of Directors of the Company.

RESOLVED FURTHER THAT the Board of Directors be and is hereby authorized to do all such acts, deeds, things and to sign all such documents and writings as may be necessary to give effect to this resolution and for matters connected therewith or incidental thereto."

Registered office:

14, SIPCOT Industrial Complex,
Cuddalore – 607 005
CIN: L24117TN1972PLC006271
Phone: 04142-239001-005
e-mail: tanfac.invreln@anupamrasayan.com
web: www.tanfac.com

Date: July 16, 2025

Place: Cuddalore

By order of the Board of Directors
For TANFAC Industries Limited

Vinod Kumar S
Company Secretary

Notes:

1. A Statement setting out material facts pursuant to the provisions of Section 102(1) of the Companies Act, 2013 (the "Act") in respect of special businesses set out at Item No. 4 & 5 of the Notice is annexed hereto. The relevant details, pursuant to Regulation 36(3) of the Listing Regulations and SS-2 Secretarial Standard on General Meeting issued by the Institute of Company Secretaries of India, in respect of a Director seeking re-appointment at the AGM are provided as an annexure to the Notice.
2. The Ministry of Corporate Affairs ("MCA") vide General Circular Nos. 14/2020 dated April 8, 2020, 17/2020 dated April 13, 2020, 22/2020 dated June 15, 2020, 33/2020 dated September 28, 2020, 39/2020 dated December 31, 2020, 10/2021 dated June 23, 2021, 20/2021 dated December 8, 2021, 3/2022 dated May 5, 2022, 11/2022 dated December 28, 2022, 09/2023 dated September 25, 2023 and 09/2024 dated September 19, 2024 (collectively referred to as "MCA Circulars") permitted the conduct of the Annual General Meeting ("AGM") through Video Conferencing ("VC")/Other Audio Visual Means ("OAVM"), without the physical presence of the Members at a common venue. The same has been acknowledged by the Securities and Exchange Board of India vide its relevant Circulars issued during the years 2020, 2021, 2022, 2023 and 2024. The deemed venue for the AGM shall be the Registered Office of the Company. In compliance with the provisions of the Companies Act, 2013 ("Act"), SEBI (Listing Obligations and Disclosure Requirements) Regulations, 2015 ("SEBI Listing Regulations") MCA Circulars and SEBI Circulars, the AGM of the Company is being held through VC/OAVM.
3. The attendance of the Members attending the AGM through VC/OAVM will be counted for the purpose of reckoning the quorum under section 103 of the Act.
4. PURSUANT TO THE PROVISIONS OF THE ACT, A MEMBER ENTITLED TO ATTEND AND VOTE AT THE AGM IS ENTITLED TO APPOINT A PROXY TO ATTEND AND VOTE ON HIS/HER BEHALF AND THE PROXY NEED NOT BE A MEMBER OF THE COMPANY.

SINCE THIS AGM IS BEING HELD THROUGH VC OR OAVM, THE REQUIREMENT OF PHYSICAL ATTENDANCE OF MEMBERS HAS BEEN DISPENSED WITH. ACCORDINGLY, IN TERMS OF THE MCA CIRCULARS, THE FACILITY FOR APPOINTMENT OF PROXIES BY THE MEMBERS WILL NOT BE AVAILABLE FOR THIS AGM AND HENCE THE PROXY FORM, ATTENDANCE SLIP AND ROUTE MAP OF THE AGM ARE NOT ANNEXED TO THIS NOTICE.
5. Institutional/Corporate Shareholders (i.e., other than individuals/HUF, NRI, etc.) are required to send a scanned copy (in PDF/JPEG format) of its Board or governing body Resolution/Authorization etc., authorizing its representative to attend the AGM through VC/OAVM on its behalf and to vote through remote e-voting. The said Resolution/Authorization shall be sent to the Scrutinizer by email through its registered email address to cskalyanisrinivasan@gmail.com with a copy marked to tanfac.cosecy@anupamrasayan.com
6. The Register of Members and share transfer books of the Company will remain closed from Thursday, September 18, 2025 to Thursday, September 25, 2025 (both days inclusive) as per Regulation 42 of the SEBI (Listing Obligations and Disclosure Requirements) Regulations, 2015 and Section 91 of the Companies Act, 2013.
7. Dividend as recommended by the Board of Directors, if declared at the Annual General Meeting will be paid within 30 days from the date of declaration, to those Members whose names appear on the Register of Members in respect of shares held in physical form as well as in respect of shares held in electronic form as per the details received from the depositories for this purpose as at the close of the business hours on Wednesday, September 17, 2025.
8. Members who have not registered their Bank particulars with the Depository Participant(s) ("DP")/Company are advised to utilize the electronic solutions provided by National Automated Clearing House ("NACH") for receiving dividends. Members holding shares in electronic form are requested to contact their respective Depository Participant(s) for availing this facility. Members holding shares in physical form are requested to download the NACH form the website of the Company viz., www.tanfac.com and the same, duly filled up and signed along with original cancelled cheque leaf may be sent to the Company or to the Registrar and Share Transfer Agent ("RTA").
9. In compliance with the aforesaid MCA Circulars and SEBI Circulars, the Notice convening the AGM and Annual Report are being sent only through electronic mode to those Members whose e-mail addresses are registered with the Company/Depositories.
10. During the AGM, Members may access the electronic copy of the Register of Directors and Key Managerial Personnel and their shareholding maintained under section 170 of the Act and the Register of Contracts and Arrangements in which Directors are interested maintained under section 189 of the Act.
11. Members who wish to claim dividends, which remain unclaimed, are requested to correspond with the Company Secretary at tanfac.cosecy@anupamrasayan.com and RTA at einward@integratedindia.in

12. Members are requested to note that pursuant to Section 124 of the Companies Act, 2013 dividends not claimed within seven years from the date of transfer to the Company's Unpaid Dividend Account, will be transferred to the Investor Education and Protection Fund ("IEPF") established by the Central Government under Section 125 of the Companies Act, 2013. The details of unpaid dividend can be viewed on the Company's website www.tanfac.com. As per the provisions of Rule 6 of the Investor Education and Protection Fund Authority (Accounting, Audit, Transfer and Refund) Rules, 2016, the Company will be transferring the share(s) on which the beneficial owner has not encashed any dividend during the last seven years to the IEPF demat account as identified by the IEPF Authority. Details of Shareholders whose shares are liable to be transferred to IEPF are available on the Company's website: www.tanfac.com. The Shareholders whose unclaimed dividend/share has been transferred to the Investor Education and Protection Fund, may claim the same from the IEPF authority by filing Form IEPF-5 along with the requisite documents.
13. Members may note that pursuant to the SEBI Circular No. SEBI/HO/MIRSD/MIRSD-PoD/P/ CIR/2025/97 dated July 2, 2025, the facilitate re-lodgement of transfer request of physical shares for all the shareholders is being opened upto January 6, 2026.

This facility is available for Transfer deeds lodged prior to April 1, 2019, and which were rejected, returned, or not attended due to deficiencies in documents/ process/otherwise.

Investors are encouraged to take advantage of this opportunity by furnishing the necessary documents to the Company's Registrar and Share Transfer Agent i.e. Integrated Registry Management Services Private Limited at 2nd Floor, "Kences Towers", No. 1, Ramakrishna Street, North Usman Road, T Nagar, Chennai-600 017.
14. Pursuant to Finance Act 2020, dividend income will be taxable in the hands of the Shareholders w.e.f. 1st April 2020 and the Company is required to deduct tax at source from dividend paid to Shareholders at the prescribed rates. For the prescribed rates for various categories, the Shareholders are requested to refer to the Finance Act, 2020 and amendments thereof. The Shareholders are requested to update their Residential Status, Category as per Income Tax Act ("IT Act"), Permanent Account Number ("PAN") with the Company/RTA (in case of shares being held in physical mode) and depositories (in case of shares being held in demat mode) immediately. A resident individual Shareholder having PAN and entitled to receive dividend amount exceeding ₹ 10,000/- and who is not liable to pay Income Tax, can submit a yearly declaration in Form No. 15G/15H, to avail the benefit of non-deduction of tax at source. Separate intimation in this regard will be given to the Shareholders.
15. Pursuant to the provisions of Section 108 of the Companies Act, 2013 read with Rule 20 of the Companies (Management and Administration) Rules, 2014 (as amended) and Regulation 44 of SEBI (Listing Obligations & Disclosure Requirements) Regulations 2015 (as amended), and MCA Circulars and SEBI Circulars, the Company is providing facility of remote e-voting to its Members in respect of the business to be transacted at this Annual General Meeting. For this purpose, the Company has entered into an agreement with Central Depository Services (India) Limited (CDSL) for facilitating voting through electronic means, as the authorized e-Voting's agency.
16. THE VOTING PERIOD BEGINS ON MONDAY, SEPTEMBER 22, 2025 AT 9.00 AM AND ENDS ON WEDNESDAY, SEPTEMBER 24, 2025 AT 5.00 PM. DURING THIS PERIOD SHAREHOLDERS OF THE COMPANY, HOLDING SHARES EITHER IN PHYSICAL FORM OR IN DEMATERIALIZED FORM, AS ON THE CUT-OFF DATE THURSDAY, SEPTEMBER 18, 2025 MAY CAST THEIR VOTE ELECTRONICALLY. THE E-VOTING MODULE SHALL BE DISABLED BY CDSL FOR VOTING THEREAFTER.
17. The Members can join the AGM in the VC/OAVM mode 15 minutes before and after the scheduled time of the commencement of the Meeting by following the procedure mentioned in the Notice. The facility of participation at the AGM through VC/OAVM will be made available to at least 1000 members on first come first served basis. This will not include large Shareholders (Shareholders holding 2% or more shareholding), Promoters, Institutional Investors, Directors, Key Managerial Personnel, the Chairpersons of the Audit Committee, Nomination and Remuneration Committee and Stakeholders Relationship Committee, Auditors etc. who are allowed to attend the AGM without restriction on account of first come first served basis.
18. In line with the Ministry of Corporate Affairs (MCA) Circulars, the Notice calling the AGM has been uploaded on the website of the Company at www.tanfac.com. The Notice can also be accessed from the websites of the Stock Exchange i.e. BSE Limited at www.bseindia.com. The AGM Notice is also disseminated on the website of CDSL (agency for providing the Remote e-Voting facility and e-voting system during the AGM) i.e. www.evotingindia.com.

THE INTRUCTIONS OF SHAREHOLDERS FOR E-VOTING AND JOINING VIRTUAL MEETINGS ARE AS UNDER:

Step 1: Access through Depositories CDSL/NSDL e-Voting system in case of individual shareholders holding shares in demat mode.

Step 2: Access through CDSL e-Voting system in case of shareholders holding shares in physical mode and non-individual shareholders in demat mode.

- (i) **The voting period begins on Monday, September 22, 2025 at 9.00 AM and ends on Wednesday, September 24, 2025 at 5.00 PM. During this period shareholders of the Company, holding shares either in physical form or in dematerialized form, as on the cut-off date Thursday, September 18, 2025 may cast their vote electronically. The e-voting module shall be disabled by CDSL for voting thereafter.**
- (ii) Shareholders who have already voted prior to the meeting date would not be entitled to vote at the Annual General Meeting.
- (iii) Pursuant to MCA and SEBI Circulars and under Regulation 44 of Securities and Exchange Board of India (Listing Obligations and Disclosure Requirements) Regulations, 2015, listed entities are required to provide remote e-voting facility to its shareholders, in respect of all shareholders' resolutions.

Step 1: Access through Depositories CDSL/NSDL e-Voting system in case of individual shareholders holding shares in demat mode.

- (iv) In terms of MCA and SEBI on e-Voting facility provided by Listed Companies, Individual shareholders holding securities in demat mode are allowed to vote through their demat account maintained with Depositories and Depository Participants. Shareholders are advised to update their mobile number and email Id in their demat accounts in order to access e-Voting facility.

Pursuant to abovesaid SEBI Circular, Login method for e-Voting and joining virtual meetings for Individual shareholders holding securities in Demat mode CDSL/NSDL is given below:

Type of shareholders	Login Method
Individual Shareholders holding securities in Demat mode with CDSL Depository	<ol style="list-style-type: none"> Users who have opted for CDSL Easi/Easiest facility, can login through their existing user id and password. Option will be made available to reach e-Voting page without any further authentication. The users to login to Easi/Easiest are requested to visit cdsl website www.cdslindia.com and click on login icon & My Easi New (Token) Tab. After successful login the Easi/Easiest user will be able to see the e-Voting option for eligible companies where the evoting is in progress as per the information provided by company. On clicking the evoting option, the user will be able to see e-Voting page of the e-Voting service provider for casting your vote during the remote e-Voting period or joining virtual meeting & voting during the meeting. Additionally, there is also links provided to access the system of all e-Voting Service Providers, so that the user can visit the e-Voting service providers' website directly. If the user is not registered for Easi/Easiest, option to register is available at cdsl website www.cdslindia.com and click on login & My Easi New (Token) Tab and then click on registration option. Alternatively, the user can directly access e-Voting page by providing Demat Account Number and PAN No. from a e-Voting link available on www.cdslindia.com home page. The system will authenticate the user by sending OTP on registered Mobile & Email as recorded in the Demat Account. After successful authentication, user will be able to see the e-Voting option where the evoting is in progress and also able to directly access the system of all e-Voting Service Providers.

Type of shareholders	Login Method
Individual Shareholders holding securities in demat mode with NSDL Depository	<ol style="list-style-type: none"> If you are already registered for NSDL IDeAS facility, please visit the e-Services website of NSDL. Open web browser by typing the following URL: https://eservices.nsdl.com either on a Personal Computer or on a mobile. Once the home page of e-Services is launched, click on the "Beneficial Owner" icon under "Login" which is available under 'IDeAS' section. A new screen will open. You will have to enter your User ID and Password. After successful authentication, you will be able to see e-Voting services. Click on "Access to e-Voting" under e-Voting services and you will be able to see e-Voting page. Click on company name or e-Voting service provider name and you will be re-directed to e-Voting service provider website for casting your vote during the remote e-Voting period or joining virtual meeting & voting during the meeting. If the user is not registered for IDeAS e-Services, option to register is available at https://eservices.nsdl.com. Select "Register Online for IDeAS "Portal or click at https://eservices.nsdl.com/SecureWeb/IdeasDirectReg.jsp. Visit the e-Voting website of NSDL. Open web browser by typing the following URL: https://www.evoting.nsdl.com/either on a Personal Computer or on a mobile. Once the home page of e-Voting system is launched, click on the icon "Login" which is available under 'Shareholder/Member' section. A new screen will open. You will have to enter your User ID (i.e. your sixteen digit demat account number hold with NSDL), Password/OTP and a Verification Code as shown on the screen. After successful authentication, you will be redirected to NSDL Depository site wherein you can see e-Voting page. Click on company name or e-Voting service provider name and you will be redirected to e-Voting service provider website for casting your vote during the remote e-Voting period or joining virtual meeting & voting during the meeting. For OTP based login you can click on https://eservices.nsdl.com/SecureWeb/evoting/evotinglogin.jsp. You will have to enter your 8-digit DP ID,8-digit Client Id, PAN No., Verification code and generate OTP. Enter the OTP received on registered email id/mobile number and click on login. After successful authentication, you will be redirected to NSDL Depository site wherein you can see e-Voting page. Click on company name or e-Voting service provider name and you will be re-directed to e-Voting service provider website for casting your vote during the remote e-Voting period or joining virtual meeting & voting during the meeting.
Individual Shareholders (holding securities in demat mode) login through their Depository Participants (DP)	You can also login using the login credentials of your demat account through your Depository Participant registered with NSDL/CDSL for e-Voting facility. After Successful login, you will be able to see e-Voting option. Once you click on e-Voting option, you will be redirected to NSDL/CDSL Depository site after successful authentication, wherein you can see e-Voting feature. Click on company name or e-Voting service provider name and you will be redirected to e-Voting service provider website for casting your vote during the remote e-Voting period or joining virtual meeting & voting during the meeting.

Important note: Members who are unable to retrieve User ID/Password are advised to use Forget User ID and Forget Password option available at abovementioned website.

Helpdesk for Individual Shareholders holding securities in demat mode for any technical issues related to login through Depository i.e. CDSL and NSDL

Login type	Helpdesk details
Individual Shareholders holding securities in Demat mode with CDSL	Members facing any technical issue in login can contact CDSL helpdesk by sending a request at helpdesk.evoting@cdslindia.com or contact at toll free no. 1800 21 09911
Individual Shareholders holding securities in Demat mode with NSDL	Members facing any technical issue in login can contact NSDL helpdesk by sending a request at evoting@nsdl.co.in or call at: 022 - 4886 7000 and 022 - 2499 7000

Step 2: Access through CDSL e-Voting system in case of shareholders holding shares in physical mode and non-individual shareholders in demat mode.

- (v) Login method for e-Voting and joining virtual meetings for **Physical shareholders and shareholders other than individual holding in Demat form.**
- The shareholders should log on to the e-voting website www.evotingindia.com.
 - Click on "Shareholders" module.
 - Now enter your User ID
 - For CDSL: 16 digits beneficiary ID,
 - For NSDL: 8 Character DP ID followed by 8 Digits Client ID,
 - Shareholders holding shares in Physical Form should enter Folio Number registered with the Company.
 - Next enter the Image Verification as displayed and Click on Login.
 - If you are holding shares in demat form and had logged on to www.evotingindia.com and voted on an earlier e-voting of any company, then your existing password is to be used.
 - If you are a first-time user follow the steps given below:

For Physical shareholders and other than individual shareholders holding shares in Demat.	
PAN	Enter your 10 digit alpha-numeric *PAN issued by Income Tax Department (Applicable for both demat shareholders as well as physical shareholders). <ul style="list-style-type: none"> Shareholders who have not updated their PAN with the Company/Depository Participant are requested to use the sequence number sent by Company/RTA or contact Company/RTA.
Dividend Bank Details OR Date of Birth (DOB)	Enter the Dividend Bank Details or Date of Birth (in dd/mm/yyyy format) as recorded in your demat account or in the company records in order to login. <ul style="list-style-type: none"> If both the details are not recorded with the depository or company, please enter the member id/folio number in the Dividend Bank details field.

- (vi) After entering these details appropriately, click on "SUBMIT" tab.
- (vii) Shareholders holding shares in physical form will then directly reach the Company selection screen. However, shareholders holding shares in demat form will now reach 'Password Creation' menu wherein they are required to mandatorily enter their login password in the new password field. Kindly note that this password is to be also used by the demat holders for voting for resolutions of any other company on which they are eligible to vote, provided that company opts for e-voting through CDSL platform. It is strongly recommended not to share your password with any other person and take utmost care to keep your password confidential.
- (viii) For shareholders holding shares in physical form, the details can be used only for e-voting on the resolutions contained in this Notice.
- (ix) Click on the EVSN for TANFAC INDUSTRIES LIMITED on which you choose to vote.
- (x) On the voting page, you will see "RESOLUTION DESCRIPTION" and against the same the option "YES/NO" for voting. Select the option YES or NO as desired. The option YES implies that you assent
- to the Resolution and option NO implies that you dissent to the Resolution.
- (xi) Click on the "RESOLUTIONS FILE LINK" if you wish to view the entire Resolution details.
- (xii) After selecting the resolution, you have decided to vote on, click on "SUBMIT". A confirmation box will be displayed. If you wish to confirm your vote, click on "OK", else to change your vote, click on "CANCEL" and accordingly modify your vote.
- (xiii) Once you "CONFIRM" your vote on the resolution, you will not be allowed to modify your vote.
- (xiv) You can also take a print of the votes cast by clicking on "Click here to print" option on the Voting page.
- (xv) If a demat account holder has forgotten the login password then Enter the User ID and the image verification code and click on Forgot Password & enter the details as prompted by the system.
- (xvi) There is also an optional provision to upload BR/ POA if any uploaded, which will be made available to scrutinizer for verification.

(xvii) **Additional Facility for Non - Individual Shareholders and Custodians -For Remote Voting only.**

- Non-Individual shareholders (i.e. other than Individuals, HUF, NRI etc.) and Custodians are required to log on to www.evotingindia.com and register themselves in the "Corporates" module.
- A scanned copy of the Registration Form bearing the stamp and sign of the entity should be emailed to helpdesk.evoting@cdslindia.com.
- After receiving the login details a Compliance User should be created using the admin login and password. The Compliance User would be able to link the account(s) for which they wish to vote on.
- The list of accounts linked in the login will be mapped automatically & can be delink in case of any wrong mapping.
- It is Mandatory that, a scanned copy of the Board Resolution and Power of Attorney (POA) which they have issued in favour of the Custodian, if any, should be uploaded in PDF format in the system for the scrutinizer to verify the same.

Alternatively Non Individual shareholders are required mandatory to send the relevant Board Resolution/ Authority letter etc. together with attested specimen signature of the duly authorized signatory who are authorized to vote, to the Scrutinizer e-mail address at cskalyanisrinivasan@gmail.com and to the Company at the email address viz; tanfac.cosecy@anupamrasayan.com, if they have voted from individual tab & not uploaded same in the CDSL e-voting system for the scrutinizer to verify the same.

INSTRUCTIONS FOR SHAREHOLDERS ATTENDING THE AGM THROUGH VC/OAVM & E-VOTING DURING MEETING ARE AS UNDER:

- The procedure for attending meeting & e-Voting on the day of the AGM is same as the instructions mentioned above for e-voting.
- The link for VC/OAVM to attend meeting will be available where the EVSN of TANFAC Industries Limited will be displayed after successful login as per the instructions mentioned above for e-voting.
- Shareholders who have voted through Remote e-Voting will be eligible to attend the meeting. However, they will not be eligible to vote at the AGM.
- Shareholders are encouraged to join the Meeting through Laptops/iPads for better experience.
- Further shareholders will be required to allow Camera and use Internet with a good speed to avoid any disturbance during the meeting.
- Please note that Participants Connecting from Mobile Devices or Tablets or through Laptop connecting via Mobile Hotspot may experience Audio/Video loss due to Fluctuation in their respective network. It is

therefore recommended to use Stable Wi-Fi or LAN Connection to mitigate any kind of aforesaid glitches.

- Ms. Kalyani Srinivasan, Practicing Company Secretaries has been appointed as the Scrutinizer by the Board for providing a facility to the Members of the Company to scrutinize the remote e-voting process before the AGM as well as remote e-voting during the AGM fairly and transparently.
- The Scrutinizer will submit her report to the Chairperson or any other person authorized by the Chairperson after the completion of the scrutiny of the e-voting (votes cast during the AGM and votes cast through remote e-voting), not later than 2 working days from the conclusion of the AGM. The result declared along with the Scrutinizer's Report shall be communicated to the stock exchange on which the Company's shares is listed, CDSL, and RTA, and will also be displayed on the Company's website at www.tanfac.com.
- Members are encouraged to submit their questions in advance concerning the financial statements or any other matter to be placed at the AGM, from their registered e-mail address, mentioning their name, DP ID and Client ID number/folio number, and mobile number, to reach the Company's e-mail address at tanfac.cosecy@anupamrasayan.com before 5.00 p.m. (IST) on Monday, September 22, 2025. Queries that remain unanswered at the AGM will be appropriately responded to by the Company at the earliest, post the conclusion of the AGM.
- Those shareholders who have registered themselves as a speaker will only be allowed to express their views/ask questions during the meeting.
- Only those shareholders, who are present in the AGM through VC/OAVM facility and have not casted their vote on the Resolutions through remote e-Voting and are otherwise not barred from doing so, shall be eligible to vote through e-Voting system available during the AGM.
- Members who would like to express their views/ ask questions as a speaker at the Meeting may pre-register themselves by sending a request from their registered e-mail address mentioning their name, DP ID and Client ID/folio number, PAN, and mobile number at tanfac.cosecy@anupamrasayan.com between Monday, September 22, 2025 at 9.00 am to Wednesday, September 24, 2025 at 5.00 pm.Only those Members who have pre-registered themselves as a speaker on the dedicated e-mail address tanfac.cosecy@anupamrasayan.com will be allowed to express their views/ask questions during the AGM. When a pre-registered speaker is invited to speak at the meeting but he/she does not respond, the next speaker will be invited to speak. Accordingly, all speakers are requested to get connected to a device with a video/camera along with good internet speed. The Company reserves the right to restrict the number of questions and number of speakers, as appropriate, for smooth conduct of the AGM

PROCESS FOR THOSE SHAREHOLDERS WHOSE EMAIL/MOBILE NO. ARE NOT REGISTERED WITH THE COMPANY/ DEPOSITORIES.

1. For Physical shareholders- please provide necessary details like Folio No., Name of shareholder, scanned copy of the share certificate (front and back), PAN (self-attested scanned copy of PAN card), AADHAR (self-attested scanned copy of Aadhar Card) by email to Company/RTA email id.
2. For Demat shareholders -, Please update your email id & mobile no. with your respective Depository Participant (DP)
3. For Individual Demat shareholders – Please update your email id & mobile no. with your respective Depository Participant (DP) which is mandatory while e-Voting & joining virtual meetings through Depository.

If you have any queries or issues regarding attending AGM & e-Voting from the CDSL e-Voting System, you can write an email to helpdesk.evoting@cdslindia.com or contact at toll free no. 1800 21 09911

All grievances connected with the facility for voting by electronic means may be addressed to Mr. Rakesh Dalvi, Sr. Manager, (CDSL,) Central Depository Services (India) Limited, A Wing, 25th Floor, Marathon Futurex, Mafatlal Mill Compounds, N M Joshi Marg, Lower Parel (East), Mumbai - 400013 or send an email to helpdesk.evoting@cdslindia.com or call toll free no. 1800 21 09911.

EXPLANATORY STATEMENT CONTAINING MATERIAL FACTS PURSUANT TO SECTION 102 OF THE COMPANIES ACT, 2013

The following Explanatory statement sets out all material facts relating to the special business mentioned in the accompanying notice dated July 16, 2025 and shall be taken as forming part of the Notice.

Registered office:
14, SIPCOT Industrial Complex,
Cuddalore – 607 005
CIN: L24117TN1972PLC006271
Phone: 04142-239001-005
e-mail: tanfac.invreln@anupamrasayan.com
web: www.tanfac.com

Date: July 16, 2025
Place: Cuddalore

Item No.4

The Board, on the recommendation of the Audit Committee, has appointed Mr. N. Krishna Kumar (Membership No.27885) ., the Cost Auditor of the Company to audit the Company's cost records for the financial year ending on 31st March, 2026 at a remuneration of ₹ 80,000/- (Rupees Eighty Thousand) plus applicable taxes. In accordance with the provisions of Section 148(3) of the Act read with the Companies (Audit and Auditors) Rules, 2014, the remuneration payable to the cost auditor is required to be ratified by the members of the Company.

The Board recommends the resolution as set out in item no. 4 for ratification of remuneration by the members as an ordinary resolution.

None of the directors and key managerial personnel and/ or their relatives are in any way, financially or otherwise, interested or concerned in this resolution.

Item No.5

In accordance with the provisions of Regulation 24A of the SEBI Listing Regulations from financial year 2025-26 onwards, the appointment of Secretarial Auditor is required to be approved by the members in the AGM and a term of Secretarial Auditor shall be five years. In compliance with the aforesaid provisions, on the recommendation of the Audit Committee, the Board of Directors recommends the appointment of Ms. Kalyani Srinivasan, Practicing Company Secretary (FCS No.5854 and CP No.6047 Peer review code no. 795) as the Secretarial Auditors for a term of five (5) years commencing from the conclusion of 51st AGM till the conclusion of 56th AGM. The secretarial audit fees will be mutually agreed between the Board and Secretarial Auditors.

The Board recommends the resolution as set out in item no. 5 for approval by the members as an ordinary resolution

None of the directors and key managerial personnel and/ or their relatives are in any way, financially or otherwise, interested or concerned in this resolution.

By order of the Board of Directors
For TANFAC Industries Limited

Vinod Kumar S
Company Secretary

PARTICULARS OF THE DIRECTOR SEEKING RE-APPOINTMENT PURSUANT TO REGULATION 36(3) OF SEBI (LISTING OBLIGATION AND DISCLOSURE REQUIREMENTS) REGULATIONS, 2015 AND SECRETARIAL STANDARDS - 2 (SS-2)

Name of the Director	Mr. Afzal Harunbhai Malkani
Age	46 years
DIN	07194226
Qualifications	Chartered Accountant
Brief Profile, Experience and other details	<p>Mr. Afzal is an associate member of Institute of Chartered Accountants of India and a Non-executive Independent Director of the Company. Mr. Afzal's experience spans corporate finance, business performance, investments, governance, mergers and acquisitions, strategy, fund raising/treasury management, people/ talent management, legal etc.,</p> <p>A professional across 25 years of experience in manufacturing and service industry. Mr. Afzal brings deep financial experience and significant understanding of the business and risk management.</p>
Current remuneration (last drawn remuneration)	Mr. Afzal is a Non-executive Director. He is not drawing any remuneration from the Company
Details of remuneration sought to be paid	Nil
Date of first appointment on the Board	March 11, 2022
Relationship with other Directors, Manager and other Key Managerial Personnel of the Company	None
The number of Meetings of the Board attended during the year	During the Financial Year Seven Board Meetings were held and all the seven meetings are attended by Mr. Afzal Harunbhai Malkani
Other directorship/Membership/Chairmanship of Committees of other Boards	ARIL Fluorospeciality Private Limited- Director
Listed entities from which the person has resigned in the past three years or ceased to be Director on completion of the term.	Nil
Nature of expertise in specific functional area	Corporate finance, business performance, investments, governance, mergers and acquisitions, strategy, fund raising/treasury management, people/talent management, legal etc.,
Skills and capabilities required for the role and manner in which the appointee meets such requirements	As mentioned above

Board’s Report

To,
The Members,
The Directors present their 51st Annual Report on the business and operations of the Company and the accounts for the financial year ended March 31, 2025.

FINANCIAL HIGHLIGHTS

Particulars	[₹ in Crores]	
	Financial Year 2024-25	Financial Year 2023-24
Sales	556.98	378.15
Other Income (including operating income)	2.95	7.08
Operating Expenditure	428.12	307.44
Profit before Depreciation, Finance Cost and Taxation (PBDIT)	131.82	77.79
Finance Cost	2.59	0.73
Depreciation/Impairment/Amortization	10.46	7.00
Profit before Tax (PBT)	118.77	70.06
Current Tax/Deferred Tax (Net of MAT Credit Entitlement)	30.61	17.58
Profit After Tax (PAT)	88.14	52.48
Other Comprehensive Income	0.36	0.17
Total Comprehensive Income	88.51	52.65

OPERATION REVIEW AND PERFORMANCE

During the year under review, the Company registered highest ever revenue and net profit on the back of successful commissioning of the Hydrofluoric Acid expansion project. The expanded capacity has achieved its desired capacity within few days of commissioning. The Company is currently under implementation of 20,000 TPA of high purity solar grade Dilute Hydrofluoric Acid (DHF) Project in two phases. The Company had already commissioned the first phases of 10,000 TPA Solar Grade DHF plant in Jun-25 and the second phase of the project will be implemented during the second half of financial year 2025-26. This would result in strategic growth path for the Company in years to come.

The Company has, registered total operating revenue of ₹ 556.98 Crores during the year under review as against ₹ 378.15 Crores in the previous financial year. The Profit after tax was ₹ 88.14 Crores during the year under review as against ₹ 52.48 Crores in the previous financial year.

MANAGEMENT DISCUSSION AND ANALYSIS

As required under Section 134(3)(i) of the Companies Act, 2013, the State of Affairs of the Company along with operational performance/review has been discussed in Management Discussions and Analysis Report which is appended in this annual report pursuant to Regulation 34(2) of SEBI (Listing Obligations and Disclosure Requirements) Regulations, 2015.

DIVIDEND

The Board of Directors at their meeting held on April 28, 2025, recommended a dividend of ₹ 9.00/- per equity share (90%) of ₹ 10/- each for the financial year ended March 31, 2025 involving an outflow of ₹ 8,97,75,000/- The payment of dividend is subject to the approval of members at the ensuing Annual General Meeting ('AGM') and deduction of income tax at source. Upon approval at the AGM, dividend will be paid to those members whose names will appear in the Register of Members/Beneficial Owners as at the close of business hours on September 17, 2025 i.e., Record Date. The Dividend Distribution Policy has been uploaded in the website of the Company at <http://www.tanfac.com/policy.php>.

REVIEW OF BUSINESS OPERATIONS AND FUTURE PROSPECTS

The Company plans to continue its focus on increasing the volume of its key products including the value-added products (VAP) during the coming years through market penetration and process improvements.

Your Board of Directors is optimistic of continuous improvements in the operational performance of the company in the coming years.

HYDROFLUORIC ACID (HF) & VALUE-ADDED PRODUCTS (VAPs)

Your company continues to widen the Customer base and has also made significant progress in stringent specialty applications. Your Company was able to increase the volume during the year. Your company will embark upon identification of downstream VAPs in the future to reduce its over dependence on the traditional markets which are getting increasingly competitive.

SULPHURIC ACID

Your company continued its robust performance in Sulphuric Acid due to the concerted & continuous efforts made to improve the productivity and overall operational efficiencies.

EXPORTS

Export turnover had increased by 73% to ₹ 30.84 Crores against ₹ 17.82 Crores in the previous year. Your Company endeavors continuously to improve export performance by expanding the customer base in the current market and penetrating to new markets.

CONSERVATION OF ENERGY, TECHNOLOGY ABSORPTION, FOREIGN EXCHANGE EARNINGS AND OUTGO

The information pertaining to Conservation of Energy, Technology Absorption, Foreign Exchange Earnings and Outgo as required under Section 134 (3)(m) of The Companies Act, 2013 read with Rule 8(3) of the Companies (Accounts) Rules, 2014 is furnished as **Annexure – A** to the Annual Report.

PARTICULARS OF LOANS, GUARANTEES OR INVESTMENTS MADE UNDER SECTION 186 OF THE COMPANIES ACT, 2013

Your Company has not provided any loan(s), guarantee(s) to any person or body corporate and has not made any investment(s) during the year under Section 186 of the Companies Act, 2013.

PUBLIC DEPOSITS

The Company did not accept any deposits from the public within the meaning of Chapter V of the Companies Act, 2013, read with the Companies (Acceptance of Deposits) Rules, 2014.

RELATED PARTY TRANSACTIONS

All related party transactions entered during FY 2024-25 were on arm's length basis and in the ordinary course of business and were reviewed and approved by the Audit Committee. Prior omnibus approval of the Audit Committee was obtained for the transactions which are foreseen and are repetitive in nature and entered in the ordinary course of business and on an arm's length basis. A statement giving details of all related party transactions entered pursuant to the omnibus approval so granted is placed before the Audit Committee on a quarterly basis for its review.

During the year under review, there were no contracts or arrangements with related parties or material related party transactions were entered into pursuant to Section 188(1) of the Companies Act, 2013 read with the relevant rule which may have a potential conflict with the interest of the Company at large. The disclosure of related party transactions. as required under Section 134(3)(h) of the Companies Act, 2013 read with Rule 8(2) of the Companies (Accounts) Rules, 2014 in Form AOC-2 is Annexed as **Annexure - B**.

In terms of Regulation 23 of the SEBI (Listing Obligations and Disclosure Requirements) Regulations, 2015, the Company submits details of related party transactions on a consolidated basis as per the specified format to the stock exchanges on a half-yearly basis.

The details of the transactions with related parties are provided in the accompanying Financial Statements. Related party transactions as required under the Indian Accounting Standards are disclosed in Notes to the financial statements of the Company for the financial year ended March 31, 2025. The Policy on Related Party Transaction is available on the Company's website at <https://www.tanfac.com/policy.php>

None of the Directors had any pecuniary relationship or transactions with the Company except the payments made to them in the form of remuneration, sitting fee, and reimbursement of expenses, if any.

AUDITORS & AUDITORS' REPORT

Statutory Auditors

In terms of the provisions of Section 139 of the Act and the Companies (Audit and Auditors) Rules, 2014, M/s. Singhi & Co., Chartered Accountants, Kolkata (Firm Registration No.302049E) was appointed as Statutory Auditors of the Company for a first term of five years from the conclusion of the 47th Annual General Meeting held on 28th September, 2021 up to the conclusion of the 52nd Annual General Meeting to be held in the Financial Year 2026-27.

As required under SEBI (Listing Obligations and Disclosure Requirements) Regulations, 2015, the Auditors have confirmed that they hold a valid certificate issued by the Peer Review Board of the Institute of Chartered Accountants of India.

The Report given by the Auditors on the financial statements of the Company forms part of the Annual Report. There were no qualifications, reservations or adverse remarks made by the Auditors in their report and no fraud was reported under Section 143(12) of the Companies Act, 2013.

Cost Auditor

The Board of Directors of the Company had, on the recommendation of the Audit Committee, approved the appointment of Mr. N. Krishna Kumar, Cost Accountant, Cuddalore (Membership No.27885) for conducting the audit of cost records of the Company pertaining to Inorganic and Organic products manufactured by the Company covered under Central Excise Tariff Heading

Chapter Nos. 28 and 29 respectively in compliance with the Companies (Cost Records and Audit) Rules, 2014.

The Board of Directors at their meeting held on April 28, 2025, have appointed Mr. N. Krishnakumar, Cost Accountant as cost auditor for the Financial Year 2025-26 and necessary returns has been filed with Ministry of Corporate Affairs.

The Cost Audit Report for the financial year 2024-25 due to be filed with Ministry of Corporate Affairs (MCA) had been filed within the due date and there were no qualifications, observations or adverse remarks made by the Cost Auditor in his report.

Secretarial Auditor

Pursuant to the provisions of Section 204 of the Act and the Companies (Appointment and Remuneration of Managerial Personnel) Rules, 2014, as amended, the Company has appointed Ms. Kalyani Srinivasan, Practicing Company Secretaries to undertake the Company's secretarial audit for financial year 2024-25. The report of the Secretarial Auditor in Form MR-3 for the financial year ended March 31, 2025 is attached to this Report as **Annexure - C**. The Secretarial Audit Report does not contain any qualifications, reservations, adverse remarks or disclaimers.

Pursuant to the recommendations of the Audit Committee and confirmed by the Board, Ms. Kalyani Srinivasan, Practicing Company Secretary, is proposed to be appointed as the Secretarial Auditors of the Company to hold office for a term of five consecutive years from the conclusion of ensuing 51st Annual General Meeting ('AGM') till the conclusion of 56th Annual General Meeting of the Company to be held in the Year 2030, subject to the approval of shareholders as per the SEBI (Listing Obligations and Disclosure Requirements) Regulations, 2015 read with Section 204 of the Act and Rules thereunder.

The Company doesn't have any subsidiary company. Hence, the requirement to annex the Secretarial Audit Report of the material subsidiary along with this report in terms of Regulation 24A of the Listing Regulations is not applicable.

SHARE CAPITAL

The paid-up share capital as on March 31, 2025 stood at ₹ 9,97,50,000/- consisting of 99,75,000 equity shares at the face value of ₹ 10/- each.

NUMBER OF MEETING OF THE BOARD

The Board met Seven times during the year ended March 31, 2025 which were held on 22.04.2024, 17.05.2024, 06.06.2024, 19.07.2024, 23.10.2024, 24.01.2025 and 07.02.2025.

DIRECTORS AND KEY MANAGERIAL PERSONNEL

Appointment:

The Board of Director through circular resolution on March 29, 2025 appointed Dr. R. K. Tyagi (DIN:01509031) and Mr. Amreek Singh Sandhu (DIN:08064880) as Independent

Directors of the Company for a term of five years w.e.f. April 1, 2025 to March 31, 2030 and the members of the Company has approved their appointment through Special Resolution on June 10, 2025. Further, the Board appointed Dr. M. Anuradha Reddy as Independent Director of the Company for a term of five years w.e.f. May 28, 2025 to May 27, 2030.

Cessation:

Mr. K. Sendhil Naathan (DIN:08064880) Managing Director was re-appointed as the Managing Director of the Company for a term of six months from February 27, 2025 to August 26, 2025. He, ceased to become the Managing Director of the Company from April 18, 2025 due to his demise. The Board placed on record the valuable services rendered by late Mr. K. Sendhil Naathan during his tenure with the Company.

Mrs. R. Rajalakshmi (DIN:01985132), Mr. V. T. Moorthy (DIN:00007648), Mr. M. R. Sivaraman (DIN:00020075), Dr. Shankar Narasimhan (DIN:01484214), Independent Directors ceased to be Independent Directors of the Company w.e.f. March 24, 2025 and March 31, 2025 on completion of their term as Independent Directors of the Company. The Board had placed on record their appreciation for the contributions made by them during their tenure with the Company.

Retirement by rotation:

In terms of Section 152 (6) of the Companies Act, 2013, Mr. Afzal Harunbhai Malkani (DIN: 07194226) retires by rotation and being eligible offers himself for re-appointment.

Changes in Key Managerial Personnel:

Mr. Hemango Gupta, Chief Operating Officer has been appointed as the Chief Executive Officer of the Company w.e.f. July 16, 2025.

Ms. Mirudula Dhoot resigned from the position of Company Secretary & Compliance Officer w.e.f. January 30, 2025 and the Board has appointed Mr. Vinod Kumar.S as Company Secretary & Compliance Officer w.e.f. January 31, 2025.

INDEPENDENT DIRECTORS AND THEIR DECLARATION

All the Independent Directors of the Company have furnished necessary declaration in terms of Section 149(6) of the Companies Act, 2013 and Regulation 16(1)(b) of the SEBI (Listing Obligations and Disclosure Requirements) Regulations, 2015 and are independent of the Management. In terms of Regulation 25(8) of the SEBI (Listing Obligations and Disclosure Requirements) Regulations, 2015, they have confirmed that they are not aware of any circumstance or situation which exist or may be reasonably anticipated, that could impair or impact their ability to discharge their duties with an objective independent judgement and without any external influence. The Board of Directors of the Company has taken on record the declaration and confirmation submitted by the Independent Directors after undertaking due assessment of the veracity of the same.

The Board is of the opinion that all Independent Directors of the Company uphold highest standards of integrity and possess requisite expertise and experience required to meet their duties as Independent Directors. The Independent Directors of the Company have confirmed that they have enrolled themselves in the Independent Directors Databank maintained with the Indian Institute of Corporate Affairs ('IICA') in terms of Section 150 of the Act read with Rule 6 of the Companies (Appointment & Qualification of Directors) Rules, 2014.

DIRECTORS' RESPONSIBILITY STATEMENT

In terms of Section 134(5) of the Companies Act, 2013, the Directors confirm that:

- In the preparation of the annual accounts, the applicable accounting standards (IND AS) had been followed along with proper explanation relating to material departures;
- The Directors had selected such accounting policies and applied them consistently and made judgments and estimates that are reasonable and prudent so as to give a true and fair view of the state of affairs of the Company as at March 31, 2025 and of the profit of the Company for that period;
- The Directors had taken proper and sufficient care for the maintenance of adequate accounting records in accordance with the provisions of the Companies Act, 2013 for safeguarding the assets of the Company and for preventing and detecting fraud and other irregularities;
- The Directors had prepared the annual accounts on a going concern basis;
- The Directors had laid down internal financial controls to be followed by the Company and that such internal financial controls are adequate and were operating effectively;
- The Directors had devised proper systems to ensure compliance with the provisions of all applicable laws and that such systems were adequate and operating effectively.

ANNUAL PERFORMANCE EVALUATION

Pursuant to the provisions of the Companies Act, 2013 and SEBI (Listing Obligations and Disclosure Requirements) Regulations, 2015, the Board has carried out the Annual Performance Evaluation of the Board, its committees and of individual directors in the format (questionnaire) prescribed by the Nomination and Remuneration Committee of the Company.

The structured questionnaire covers various aspects of the Board's functioning such as adequacy of the composition of the Board and its Committees, Board culture, execution and performance of specific duties, obligations and governance etc.

The performance evaluation of the Directors (without participation of the relevant Director) was carried out by the entire Board. The Directors expressed their satisfaction with the evaluation process.

SEPARATE MEETING OF INDEPENDENT DIRECTORS

The Independent Directors of the Company met during the year to review the performance of Non- Independent Directors and the Board as a whole, reviewed the performance of the Chairperson of the Company and assessed the quality, quantity and timeliness of flow of information between the company management and the Board without the presence of the Non-Independent Directors and members of the Management.

During the year under review, Independent Directors had a separate meeting on February 28, 2025, in compliance with the provisions of the Act, 2013 and Regulation 25(3) of the SEBI Listing Regulations. All the Independent Directors were present at the meeting.

RISK MANAGEMENT POLICY

The Company has constituted a Risk Management Committee defined its roles and responsibilities and laid down the procedure to assess the risk and minimization procedures. The Risk Management includes identifying types of risks and its assessment, risk handling & monitoring and reporting. The Board through its Audit Committee shall also be responsible for framing, implementing and monitoring the risk management plan for the company. The details of identified risk and mitigation plan would be reviewed by the Committee every quarter and forwarded with their recommendation, if any to the Audit Committee/ Board for its review.

VIGIL MECHANISM/WHISTLE BLOWER POLICY

Pursuant to Sections 177(9) and (10) of the Companies Act, 2013 and Regulation 22 of the SEBI (Listing Obligations and Disclosure Requirements) Regulations, 2015, the Company has a Vigil Mechanism through a Whistle Blower Policy. The details about the whistle blower policy are provided in the Annual Report Disclosures under Regulation 34 read with Schedule V of the SEBI (Listing Obligations and Disclosure Requirements) Regulations, 2015. The Vigil Mechanism is hosted at <https://www.tanfac.com/policy.php>

BOARD COMMITTEES

Presently, the Board has five Committees, viz., Audit Committee, Nomination and Remuneration Committee, Stakeholders' Relationship Committee, Risk Management Committee and CSR Committee comprising of the required combination of Non-Independent and Independent Directors. For further details, please refer to the Report on Corporate Governance section of the Annual Report.

ANNUAL RETURN

Annual Return as required under Section 92(3), copy of Annual Return is placed on the Company's website. The web link to access the annual return is <https://www.tanfac.com/annual.php>

INTERNAL FINANCIAL CONTROL (IFC)

The Internal Financial control (IFC) stipulates a process designed to provide reasonable assurance regarding the

reliability of financial reporting and the preparation of financial statements for external purposes in accordance with generally accepted accounting principles.

The observations by the Internal Auditors and corrective actions thereon are presented at the Audit Committee which also oversees and evaluates the IFC periodically.

CORPORATE GOVERNANCE

Pursuant to Regulation 34 of Listing Regulations, a Report on Corporate Governance is attached as **Annexure - D** of this Directors Report.

PARTICULARS OF EMPLOYEES AND REMUNERATION

The disclosure with respect to remuneration as required under Section 197 of the Companies Act, 2013 read with rule 5 of the Companies (Appointment and Remuneration of Managerial Personnel) Rules, 2014 is appended as **Annexure - E** to this report.

The statement containing names of top ten employees in terms of remuneration drawn and the particulars of employees as required under Section 197(12) of the Act read with Rule 5(2) and 5(3) of the Companies (Appointment and Remuneration of Managerial Personnel) Rules, 2014, is available for inspection in electronic mode. Any Member interested in obtaining a copy of the same may write to the Company.

CORPORATE SOCIAL RESPONSIBILITY (CSR)

Pursuant to the provisions of section 135 of the Act, read with CSR Rules, the Company has constituted Corporate Social Responsibility Committee and based upon the recommendation of the CSR committee the Board of Directors have approved CSR Policy. Disclosure under Companies (Corporate social responsibility policy) rules, 2014 is annexed as **Annexure - F** to this report.

BUSINESS RESPONSIBILITY AND SUSTAINABILITY REPORT

Pursuant to Regulation 34(2)(f) of SEBI (Listing Obligations and Disclosure Requirements) Regulations, 2015, the Company has prepared the Business Responsibility and Sustainability Report in line with the business principles as provided in the Business Responsibility Policy adopted by the Company. The Business Responsibility and Sustainability Report is enclosed as **Annexure - G** to this Report and the same is also available on the website of the Company.

REMUNERATION POLICY

On the recommendation of the Nomination and Remuneration Committee, the Board has framed a policy for selection and appointment of Directors, Senior Management and their remuneration. The Remuneration Policy is available on the Company's website at <https://www.tanfac.com/policy.php>

INDUSTRIAL RELATIONS

Employee relations continued to be cordial throughout the year. The whole-hearted support of employees in the

implementation of ISO-9001 systems, ISO 14001, ISO 45001 in energy contribution initiatives and amply demonstrates the high level of teamwork, sense of belonging to the organization, and solidarity with the Management.

MATERIAL CHANGES AND COMMITMENTS, IF ANY, AFFECTING THE FINANCIAL POSITION OF THE COMPANY

There have been no material changes and commitments, if any, affecting the financial position of the Company which have occurred between the end of the financial year of the Company to which the financial statements relate and the date of the report.

SAFETY, HEALTH AND ENVIRONMENTAL MANAGEMENT SYSTEM (SHEMS)

Your company remains steadfast in upholding a robust Safety, Health and Environmental Management System (SHEMS) as part of its Integrated Management System (IMS), certified by Intertek Certification Limited, UK. The IMS encompasses the following international standards:

- ISO 9001:2015 – Quality Management System
- ISO 14001:2015 – Environmental Management System
- ISO 45001:2018 – Occupational Health and Safety Management System

Given the company's coastal location and the nature of operations within a chemical complex, significant investments have been made in risk mitigation and process safety improvements. Notable initiatives include:

Key Safety Enhancements

1. Risk Assessment & QRA Study: Comprehensive risk assessment and Quantitative Risk Assessment (QRA) for the new HF2 Plant were completed, and all recommended safety measures have been fully implemented.
2. Noise Reduction Measures: Advanced low-noise screw blowers have been installed in the Sulphuric Acid Plants, significantly reducing operational noise levels.
3. Height Work Safety: Risks associated with working at height have been mitigated by installing lifeline systems, constructing new platforms, and replacing corroded structures.
4. Diesel Tank Farm: Lifeline arrangements have been installed to enhance fall protection.
5. FO Tank Farm: A portable tanker lorry approaching platform has been installed, improving operational safety and accessibility.

The company strictly adheres to international safety procedures and maintains a robust Permit-to-Work System. Comprehensive safety visuals, pictorials, and signboards have been deployed across all operational areas. Routine safety audits and risk assessments are conducted to proactively identify and address potential hazards.

Board Oversight & Engagement:

Safety performance is regularly reviewed by the Board of Directors through periodic site visits and performance evaluations, reinforcing top-level commitment.

Emergency Preparedness:

The company conducts regular onsite mock drills in collaboration with local government authorities, neighbouring industries, and customers to ensure emergency readiness.

Training & Recognition:

Ongoing safety and sustainability training programs are delivered to both employees and contract workers. Those demonstrating exceptional contributions to sustainable development are duly recognized and rewarded.

Environmental Stewardship

In alignment with the Tamil Nadu Government's Vision 2023 – "Green Tamil Nadu Mission", the company has significantly expanded its green belt development, both within and surrounding the factory premises, reinforcing its commitment to environmental protection and biodiversity.

SUSTAINABILITY

Sustainability is embedded as a core element of the company's business and strategy. Recognizing that the chemical industry is a significant emitter of greenhouse gases (GHGs), your company prioritizes energy savings and the reduction of GHG emissions from plant operations.

This is being accomplished through:

- Increased investments in more efficient technologies.
- Reduced energy consumption.
- Adoption of alternative energy sources to minimize overall GHG emissions.

Through ongoing efforts in Environmental, Health & Safety aspects, the company continuously tracks and reports on progress, performance, and best practices related to environment, social, and governance (ESG) concerns. These efforts are part of the company's long-term sustainability roadmap.

OTHER DISCLOSURES

1. There has been no change in the nature of business of the Company during the year under review.
2. The Company doesn't have any subsidiaries, joint venture or associate companies.
3. There was no amount proposed to be transferred to the Reserves;

4. There are no amounts due and outstanding to be credited to Investor Education and Protection Fund as on March 31, 2025.
5. The Company maintains cost records as per Companies (Cost Records and Audit) Rules, 2014.
6. The Board confirms the compliance with the provisions of the Secretarial Standards notified by the Institute of Company Secretaries of India, New Delhi.
7. There were no applications made or any proceedings pending under the Insolvency and Bankruptcy Code, 2016.
8. There was no instance of any one-time settlement or any requirement of a valuation for any loan from the banks or financial institutions during the year.
9. The Statutory Auditors, Internal Auditors and the Secretarial Auditors have not reported any incident of fraud to the Audit Committee during the year under review.
10. The Company is prompt in making the payment of interest and repayment of loans to the financial institutions/banks.
11. There were no significant or material orders passed by the regulators or courts or tribunals which could impact the going concern status of the Company and its future operations;
12. The provisions of Section 197 (14) of the Companies Act, 2013, is not applicable to the Company.
13. As per the provisions of the Sexual Harassment of Women at Workplace (Prevention, Prohibition and Redressal) Act, 2013, the Company has constituted an Internal Complaints Committee. During the year 2024-25, no complaint was received by the Committee. As such, there are no complaints pending as at the end of the financial year March 31, 2025.

MANAGEMENT POLICY

At TANFAC Industries Limited, we are dedicated to the continual improvement of our Management Systems, which impact quality, cost, and delivery while minimizing environmental impact. We are committed to preventing pollution, complying with customer and stakeholder requirements, and upholding public responsibilities.

ACKNOWLEDGEMENT

The Board of Directors wishes to place on record its sincere appreciation to the customers, suppliers, business partners and shareholders for their support. The Directors would like to thank the Bankers and financial Institutions as well. The Directors would take this opportunity to appreciate and sincerely acknowledge the dedication and hard work of the employees for the growth of the Company.

For and behalf of the Board of Directors

Date: July 16, 2025
Place: Cuddalore

Mariam Pallavi Baldev
Chairperson
DIN:09281201

Annexure – A

Particulars of Energy Conservation, Technology Absorption and Foreign Exchange Earnings and Outgo required under The Companies (Accounts) Rules, 2014

1. Conservation of Energy

(a) Steps taken for Conservation of Energy

During FY 2024-25, the company implemented several energy conservation initiatives at its manufacturing facility in Cuddalore, in both the Hydrofluoric Acid and Sulphuric Acid plant.

(b) Major Energy Conservation initiatives taken during the Financial Year 2024-25:

- Replaced the reciprocating air blower system with a centrifugal-type air blower in the Sulphuric Acid plant, resulting in a substantial reduction in power consumption.
- Recovered heat in the Sulphuric Acid plant for preheating DM (Dealkalised) water, thereby reducing steam consumption norms.
- Collected steam condensate from process plants and recycled it back to the process boiler to conserve energy.
- Installed a steam paddle dryer system to replace the FO-based Spar dryer in the Hydrofluoric Acid plant, This resulted significant Energy Conservation.
- Installed Variable Frequency Drives (VFDs) in additional equipment to optimize energy use.
- Continued implementation of energy-efficient motors and LED lighting to further reduce power consumption.

(c) Steps taken by the Company for utilizing alternate sources of energy

No alternative energy sources were utilized.

(d) The capital investment on energy conservation equipment: ₹ 319 lakhs

Research and Development and Technology Absorption

Your Company:

- Has developed the process in R&D scale for a Fluorinated compound finding high end advanced applications.
- Your R&D team is developing the process for a fluorocarbon in Pilot scale that holds potential applications in refrigerants.
- Continuous R&D work is being focused on Halex Reactions, Vapour Phase fluorination, Balz-Schiemann Reactions for development of various Organo fluorine Specialties.

Your company is also developing process for various Inorganic Fluorides and Specialty Inorganic Chemicals.

Technology Absorption

- TANFAC has recently invested in a Solar Grade DHF (50% HF) Technology with a Plant capacity of 20,000 TPA, aimed at serving the growing demand in India's solar cell manufacturing.
- Installed high energy-efficient and low operating cost indirect steam-driven fluorspar dryer.
- Successfully commissioned a new 52 TPD HF plant with in-house design, delivering higher capacity, cost savings, and improved operational reliability.
- Your Company is in contact with renowned Technology Suppliers for High Value Fluorine Specialties / Polymers.
- Your company is planning to commission new plants in FY-26 for the production of Specialty Inorganic fluorides by absorbing in-house Technology.
- Continuous implementation of Sustainable Business practices, rewarding of ideas, recognizing the work performance through Spot Awards have motivated young Engineers / Scientists to come up with creative ideas to improve efficiency in areas of Production, Energy Savings, Water Conservation, Waste Minimization, Safety and System Improvements.

A. Foreign Exchange Earning and Outgo

(₹ in Crores)		
Details	2024-25	2023-24
Forex Earned	30.84	17.82
Forex used	262.63	173.84

Details of technology imported during the past five years:

(₹ in Crores)		
Year	Technology imported	Status
- NIL -		

Annexure - B

Form No. AOC-2

For March 31, 2025

(Pursuant to clause (h) of sub-section (3) of section 134 of the Act and Rule 8(2) of the Companies (Accounts) Rules, 2014.)

Form for Disclosure of particulars of contracts/arrangements entered into by the company with related parties referred to in sub-section (1) of section 188 of the Companies Act, 2013 including certain arm's length transaction under third proviso thereto.

1. Details of contracts or arrangements or transactions not at Arm's length basis.

There were no contracts or arrangements or transactions entered in to during the year ended March 31, 2025, which were not arm's length basis:

CIN Number and name of Related Party	-
Name of related party and nature of relationship	-
Nature of contracts/arrangements/transactions	-
Duration of the contracts/arrangements/transactions	-
Salient terms of the contracts or arrangements or transactions including actual/expected contractual amount	-
Justification for entering into such contracts or arrangements or transactions	-
Date of approval by the Board (DD/MM/YYYY)	There were no contracts or arrangements or transactions entered during the year ended March 31, 2025, which were not at arm's length basis
Amount paid as advances, if any	-
Date on which the resolution was passed in general meeting as required under first proviso to section 188 (DD/MM/YYYY)	-

2. Details of material contracts or arrangements or transactions at arm's length basis:

CIN Number and name of Related Party	-
Name of related party and nature of relationship	-
Nature of contracts/arrangements/transactions	-
Duration of the contracts/arrangements/transactions	-
Salient terms of the contracts or arrangements or transactions including actual/expected contractual amount	-
Date of approval by the Board (DD/MM/YYYY)	-
Amount paid as advances, if any	-

For and behalf of the Board of Directors

Date: July 16, 2025
Place: Cuddalore

Mariam Pallavi Baldev
Chairperson
DIN:09281201

Annexure – C

Form No.MR-3

Secretarial Audit Report

For the Financial year ended 31st March 2025

[Pursuant to section 204(1) of the Companies Act, 2013 and rule No.9 of the Companies (Appointment and Remuneration personnel) Rules, 2014]

To
The Members,
TANFAC INDUSTRIES LIMITED
CIN: L24117TN1972PLC006271
14 SIPCOT Industrial Complex
CUDDALORE-607005

I have conducted the secretarial audit of the compliance of applicable statutory provisions and the adherence to good corporate practices by TANFAC INDUSTRIES LIMITED, (hereinafter called "the Company"). Secretarial Audit was conducted in a manner that provided me a reasonable basis for evaluating the corporate conducts/ statutory compliances and expressing my opinion thereon.

Based on my verification of the TANFAC INDUSTRIES LIMITED books, papers, minute books, forms and returns filed and other records maintained by the company and also the information provided by the Company, its officers, agents and authorized representatives during the conduct of secretarial audit, I hereby report that in my opinion, the company has, during the audit period covering the financial year ended on 31st March, 2025, complied with the statutory provisions listed hereunder and also that the Company has proper Board-processes and compliance-mechanism in place to the extent, in the manner and subject to the reporting made hereinafter.

I have examined the books, papers, minute books, forms and returns filed and other records maintained by TANFAC INDUSTRIES LIMITED ("the Company") for the financial year ended on 31st March, 2025, according to the provisions of:

- (i) The Companies Act, 2013 (the Act) and the rules made there Under;
- (ii) The Securities Contracts (Regulation) Act, 1956 ('SCRA') and the rules made there under;
- (iii) The Depositories Act, 1996 and the Regulations and Bye-laws framed there under;
- (iv) Foreign Exchange Management Act, 1999 and the rules and regulations made there under to the extent of foreign Direct Investment, Overseas Direct Investment and External Commercial Borrowings:- Not Applicable
- (v) The following Regulations and Guidelines prescribed under the Securities and Exchange Board of India Act, 1992 ('SEBI Act'):

- (a) The Securities and Exchange Board of India (Listing Obligation and Disclosure Requirements) Regulations, 2015;

- (b) The Securities and Exchange Board of India (Substantial Acquisition of Shares and Takeovers) Regulations, 2011;
- (c) The Securities and Exchange Board of India (Prohibition of Insider Trading) Regulations, 2015;
- (d) The Securities and Exchange Board of India (Issue of Capital and Disclosure Requirements) Regulations, 2009;
- (e) The Securities and Exchange Board of India (Share Based Employee Benefits) Regulations, 2014 – Not Applicable;
- (f) The Securities and Exchange Board of India (Issue and Listing of Debt Securities) Regulations, 2008 – Not Applicable;
- (g) The Securities and Exchange Board of India (Registrar to an Issue and Share Transfer Agents) Regulations, 1993 regarding the Companies Act and dealing with client;
- (h) The Securities and Exchange Board of India (Delisting of Equity Shares) Regulations, 2009 - Not Applicable; and
- (i) The Securities and Exchange Board of India (Buy back of Securities) Regulations, 1998 - Not Applicable;

- (vi) Other laws applicable to the company as per the representation made by the Management:

- (a) The Explosives Act, 1884.
- (b) The Narcotic Drugs and Psychotropic Substances Act, 1985.

I have also examined compliance with the applicable clauses of the following:

- (i) Secretarial Standards issued by The Institute of Company Secretaries of India.
- (ii) The Listing Agreement entered in to by the Company with BSE Limited.

During the period under review the Company has complied with the provisions of the Act, Rules, Regulations, Guidelines, Standards, etc. mentioned above except the deviations specified below:

Sr. No.	Compliance Requirement (Regulations/ circulars/guidelines including specific clause)	Regulation/ Circular No	Deviations	Action Taken by	Type of Action	Details of Violation	Fine Amount	Observations/ Remarks of the Practicing Company Secretary (PCS)
1	Regulation 24A of SEBI (Listing Obligations and Disclosure Requirements) Regulations, 2015- Submission of Annual Secretarial Compliance Report within sixty days from the end of financial year	Regulation 24A of SEBI (Listing Obligations and Disclosure Requirements) Regulations, 2015	Submission of Annual Secretarial Compliance Report submitted not in prescribed format	BSE Limited	Fine	Submission of Annual Secretarial Compliance Report other than prescribed format	₹ 44,000	Non-submission of Annual Secretarial Compliance Report in the prescribed format
2	Regulation 44(3) of SEBI (Listing Obligations and Disclosure Requirements) Regulations, 2015 - E-Voting Results should be submitted within two working days from the conclusion of e-voting by postal ballot in the Format specified by SEBI.	Regulation 44(3) of SEBI (Listing Obligations and Disclosure Requirements) Regulations, 2015	Delayed submission of e-voting results for postal ballot event	BSE Limited	Fine	Delayed submission of e-voting results for postal ballot event	₹ 10,000	Delayed submission of e-voting results for postal ballot event.

I further report that the Board of Directors of the Company is duly constituted with proper balance of Non-Executive Directors and Independent Directors. There was change in the composition of the Board of Directors during the period under review. Adequate Notices were given to all directors to schedule the Board Meetings, agenda and detailed notes on agenda were sent at least seven days in advance and a system exists for seeking and obtaining further information and clarifications on the agenda items before the meeting and for meaningful participation at the meeting. Majority decision is carried through by the Directors and there were No dissenting views by any Directors/Members of the board during the period under the review.

I further report that on the examination of the relevant documents and records and based on the information provided by the company, its officers and authorized representatives during the conduct of the audit and also on the review of monthly compliance reports by respective department heads, taken on record by the Board of Directors of the company. In my opinion that there are adequate systems and processes and control mechanism exist in the company commensurate with the size and operations of the company to monitor and ensure compliance with applicable other general laws, rules, regulations and guidelines including Industrial Laws, Labour laws.

I further report that the compliance by the company of the applicable financial laws like direct and indirect tax laws has not been reviewed in this Audit since the same have been subject to review by statutory financial auditor.

Place: Chennai
Date: 27th April 2025
UDIN: F5854G000211501
PRC 795

Kalyani Srinivasan
FCS.5854
CP 6047

ANNEXURE TO SECRETARIAL AUDIT REPORT

To
The Members
TANFAC Industries Limited
Cuddalore

1. Maintenance of secretarial record is the responsibility of the management of the Company. Our responsibility is to express an opinion on these secretarial records based on our audit.
2. I have followed the audit practices and processes as were appropriate to obtain reasonable assurance about the correctness of the contents of the secretarial records. The verification was done on the random test basis to ensure that correct facts are reflected in secretarial records. I believe that the processes and practices I followed provide a reasonable basis for my opinion.
3. I have not verified the correctness and appropriateness of financial records and book of accounts of the company.
4. Where required I have obtained the Management representation about the compliance of laws, rules and regulations and happening of events etc.
5. The compliance of the provisions of corporate and other applicable laws, rules, regulations, standards is the responsibility of the management.
6. The Secretarial Audit Report is neither an assurance as to the future viability of the Company nor of the efficacy or effectiveness with which the management has conducted the affairs of the Company.

Place: Chennai
Date: 27th April 2025
UDIN: F5854G000211501
PRC 795

Kalyani Srinivasan
FCS.5854
CP 6047

Annexure – D

Report on Corporate Governance

COMPANY'S PHILOSOPHY ON CODE OF GOVERNANCE

Your Company is committed to the adoption of best governance practices and adherence to it in letter and spirit. Our philosophy of governance rests on Six basic tenets, viz., Board accountability to shareholders and other stakeholders, strategic guidance and effective monitoring by the Board, protection of minority interests and rights, the equitable treatment of all shareholders as well as transparency, Safety and Security of the plant the population around and the environment and accountability and timely disclosure.

TANFAC Industries Limited, a Joint Venture of Anupam Rasayan India Limited (ARIL) with Tamil Nadu Industrial Development Corporation Limited (TIDCO), believes in adopting the “best practices” that are followed in the area of corporate governance across various geographies and is committed to protecting and facilitating the exercise of shareholders’ rights, encouraging cooperation between the Company and the stakeholders, competing more effectively and building long-term value for its Shareholders on a continuous basis. Over the years we have strengthened/continued to strengthen its principles of transparency, fairness, and accountability.

Your Company's compliance with requirements is presented in the subsequent sections of this Report.

I. Board of Directors

The Board of Directors is entrusted with the ultimate responsibility of the management, general affairs, direction and performance of the Company and has been vested with the requisite powers, authorities, and duties.

Composition of the Board

As on March 31, 2025, Board comprised of Seven Directors out of which three are Independent Directors, a Managing Director and three Non-Executive - Non-Independent Directors. As on March 31, 2025, the Company is not within top 1000 listed entities based on market capitalization as on December 31, 2024, hence, it is not obligatory for the Company to have Independent Women Director. With effect from close of business working hours on March 31, 2025, all the three Independent Directors relinquished their term of office due to completion of their term of office of Independent Directors. With effect from April 01, 2025, the Board appointed Dr. R.K Tyagi and Mr. Amreek Singh Sandhu as Independent Directors. Dr. M.Anuradha Reddy was appointed as Independent Director w.e.f. May 28, 2025.

Mrs. Mariam Pallavi Baldev is a Non-executive - Non-Independent Chairperson of the Company, Mr. R. Karthikeyan and Mr. Afzal Harunbhai Malkani are Non-executive - Non- Independent Directors of the Company. Non-executive -Non-Independent Directors are representative of promoters.

During the year, Mrs. R. Rajalakshmi ceased to be an Independent Director of the Company w.e.f. close of business working hours of March 24, 2025 as she has served two consecutive terms of office of an Independent Director. With effect from close of business working hours on March 31, 2025, Mr. M. R. Sivaraman, Mr. V. T.Moorthy and Dr. Shankar Narashiman, Independent Directors ceased to be Independent Directors of the Company on completion of maximum tenure permitted for Independent Directors.

Mr. K. Sendhil Naathan, Managing Director was re-appointed for a further term of six months from February 27, 2025 to August 26, 2025. Mr. K. Sendhil Naathan, Managing Director expired on April 18, 2025.

Board Meetings

During the year, the Board Meetings are held through video conferencing and through in-person meetings. All the Board Meetings are conducted as per the Board Agenda and these agenda papers are supported by adequate information, sufficient back papers and documents to enable the Board to take informed decisions. Agenda papers are circulated to the Directors seven days prior to the Board Meeting. The Board periodically reviews compliance report pertaining to all applicable laws of the Company.

During the year, information as mentioned in Part A of Schedule II of the SEBI Listing Regulations, has been placed before the Board for its consideration. The Board periodically reviews the compliance reports of all Laws applicable to the Company, Company's strategic direction, management policies, performance objectives and effectiveness of Corporate Governance practices.

During the financial year 2024-25, the Board met seven times (i.e) 22.04.2024, 17.05.2024, 06.06.2024,19.07.2024, 23.10.2024, 24.01.2025 and 07.02.2025. The maximum time gap between two meetings did not exceed 120 days. The necessary quorum was present for all the meetings. During the year Independent Directors had a separate meeting on February 28, 2025, in compliance with the provisions of the Act, 2013 and Regulation 25(3) of the SEBI Listing Regulations. All the Independent Directors were present at the meeting.

The composition of the Board, attendance of the Directors at the Board Meetings held during the year under review and at the last AGM, number of Directorships, memberships/chairmanships of the Board and Committees of public Companies are as under:

Name of the Director and DIN	Category	No. of Board Meetings attended in a year	Attendance at the previous AGM (27.09.2024)	Directorship in other public limited Companies (Including TANFAC Industries Limited)	Committee Position in public limited Company (Including TANFAC Industries Limited)
Mrs. Mariam Pallavi Baldev (DIN:09281201)	Non-executive Non-Independent -Chairperson	5	Yes	10	4
Mr. Afzal Harunbhai Malkani (DIN:07194226)	Non-executive Non-Independent	7	Yes	1	2
Mr. R. Karthikeyan (DIN:00824621)	Non-executive Non-Independent	7	Yes	7	4
Mr. K. Sendhil Naathan (DIN:08850046)	Executive Director	7	Yes	1	0
Mr. V. T. Moorthy (DIN:00006748)	Independent Director	7	Yes	1	2
Mr. M. R. Sivaraman (DIN:00020075)	Independent Director	7	Yes	1	2
Dr.ShankarNarasimhan (DIN:01484214)	Independent Director	6	Yes	1	1
Mrs.R. Rajalakshmi (DIN:01985132)	Independent Director	7	Yes	1	1

1.
- Mrs. R. Rajalakshmi completed her term of office of Independent Director w.e.f the close of business hours of March 24, 2025.
2.
- Mr. V. T. Moorthy, Mr. M. R. Sivaraman and Dr. Shankar Narasimhan completed their term of office of Independent Directors w.e.f. the close of business hours of March 31, 2025.
3.
- Mr. K. Sendhil Naathan expired on April 18, 2025.
4.
- None of the Directors are related Inter-se.
5.
- Only Audit Committee and Stakeholders' Relationship Committee are considered for the purpose of reckoning committee positions.
6.
- As required under the Regulation 17A of the SEBI Listing Regulations, none of the Directors including Independent Directors holds Directorship in more than 7 (seven) listed companies across the Directorships held including that of TANFAC Industries Limited
7.
- None of the Directors was a member in more than 10 (ten) Committees, nor a chairman in more than 5 (five) committees across all companies in which he/she was a Director, including those held in TANFAC Industries Limited. For the purpose of considering the limit of the committees on which a Director can serve, all public limited companies, whether listed or not, have been included and all other companies including private limited companies, foreign companies and companies under Section 8 of the Act, 2013, have been excluded

Names of other Listed Companies in which the Directors of the Company is a director and their category:

Sr. No	Name of Director	Name of Other Listed Company.	Category of Directorship
1.	Ms. Mariam Pallavi Baldev	TITAN Company Limited	Non-executive- Nominee Director
2.	Mr.R.Karthikeyan	1. Sree Maruthi Marine Industries Limited 2. Tamilnadu Telecommunications Limited	Non-Executive – Non-Independent Director

Familiarization program for Independent Directors

A Familiarization program for Independent Directors of the Company was being conducted either before or after the Board Meetings and the terms and conditions of appointment of the Independent Directors and the details of their familiarization program are available on the Company's website, viz., www.tanfac.com.

Core skills, expertise and competencies of the Board of Directors:

The Board of Directors has identified the following core skills, expertise and competencies in the context of the Company's business and sector for it to function effectively which are given below:

1. Financial:

Basic understanding of financial management, financial statements, financial controls and experience in accounting principles, auditing and reporting.

2. Governance:

Ensuring adherence to the Corporate Governance Principles, Company's Codes and Policies, Statutory compliance, protecting and enhancing stakeholders' value and driving corporate ethics and values, ability to understand, assess and manage risk.

3. People management and leadership:

Effective management of business operations, ability to guide on complex business, decisions, anticipate changes, setting priorities, aligning resources towards achieving goals, expertise in developing talent, succession planning, furthering representation and diversity.

4. Industry Knowledge:

Expertise in Chemical industry.

5. Strategic planning:

Good business instincts and acumen, ability to provide guidance and active participation in complex decision making, set strategic priorities and focus energy & resources towards achieving goals.

6. Risk Management:

Knowledge and expertise of risk management, risk framework, adequacy and efficiency of controls, mitigation of risks etc. in respect of the businesses of the Company.

Name of the Director	Financial	Governance	People management and Leadership	Industry Knowledge	Strategic Planning	Risk Management
Mrs. Mariam Pallavi Baldev	Yes	Yes	Yes	Yes	Yes	Yes
Mr. Afzal Harunbhai Malkani	Yes	Yes	Yes	Yes	Yes	Yes
Mr. R. Karthikeyan	Yes	Yes	Yes	Yes	Yes	Yes
Mr.V. T.Moorthy	Yes	Yes	Yes	Yes	Yes	Yes
Mr. M. R. Sivaraman	Yes	Yes	Yes	Yes	Yes	Yes
Dr. Shankar Narashiman	Yes	Yes	Yes	Yes		Yes
Mrs. R. Rajalakshmi	Yes	Yes	Yes			Yes
Mr. K. Sendhil Naathan	Yes	Yes	Yes	Yes	Yes	Yes

Considering the skills, expertise and competencies required for effective functioning and discharge of Board's duties, your Board is satisfied with the present composition of the Board of Directors. In the opinion of the Board, the Independent Directors fulfill the conditions specified in SEBI (Listing Obligations and Disclosure Requirements) Regulations, 2015 and are independent of the management.

II. Committees of the Board

Audit Committee:

Terms of reference:

The terms of reference of the Audit Committee covers the matters specified for Audit Committee under Regulation 18 of SEBI (Listing Obligations and Disclosure Requirements) Regulation,2015 as well as in section 177 of the Companies Act, 2013. In addition, the role of Audit Committee and review of information by Audit Committee is as prescribed under Part C of Schedule II of SEBI (Listing Obligations and Disclosure Requirements) Regulations, 2015.

Composition, name of members and Chairman, meetings held during the year and Chairperson:

Name of the Directors	Category
Mr. M. R. Sivaraman	Chairman, Independent Director
Mr. V. T. Moorthy	Member, Independent Director
Dr. Shankar Narasimhan	Member, Independent Director
Mrs. R. Rajalakshmi	Member, Independent Director
Mr. Afzal Harunbhai Malkani	Member, Non-Independent
Mr. R. Karthikeyan	Member, Non-Independent

1. Mrs. R. Rajalakshmi ceased to the member of the Audit Committee w.e.f. close of business working hours of March 24, 2025 on completion of her term as an Independent Director
2. Mr. M. R. Sivaraman, Mr. V. T. Moorthy and Dr. Shankar Narasimhan ceased to the members of the Audit Committee w.e.f. close of business working hours of March 31, 2025 on completion of their term as an Independent Director.
3. Mr. Afzal Harunbhai Malkani ceased to be the member of the Audit Committee w.e.f. March 31, 2025 due to reconstitution of the Audit Committee
4. The committee was reconstituted w.e.f. April 01, 2025 with following Directors 1. Mr. Amreek Singh Sandhu, Chairman Independent, Dr. R. K. Tyagi, Member – Independent and Mr. R. Karthikeyan, Member – Non-executive, non-Independent.

Meetings:

The Audit Committee met four times during the year on April 22, 2024, July 19, 2024, October 23, 2024 and January 24, 2025.

Name of the Members	No. of Meetings attended
Mr. M. R. Sivaraman	4
Mr. V. T. Moorthy	4
Dr. Shankar Narasimhan	3
Mrs. R. Rajalakshmi	4
Mr. Afzal Harunbhai Malkani	4
Mr. R. Karthikeyan	3

Mr. M. R. Sivaraman, Chairman of the Audit Committee was present at the Annual General Meeting held on September 27, 2024. The Company Secretary of the Company acts as the secretary to the Audit Committee.

The Committee invites the Statutory Auditors and the Internal Auditors for discussions at the meeting. Chief

Financial Officer is a permanent invitee at the Committee meetings. Members of Senior Management team also attend the meeting of Audit Committee.

Nomination and Remuneration Committee:

Terms of reference:

Terms of reference and the role of the Nomination and Remuneration Committee are in accordance with Section 178 of the Companies Act, 2013 and Regulation 19 of SEBI (Listing Obligations and Disclosure Requirements) Regulations,2015 and the Role of Nomination and Remuneration Committee shall be as specified as in part D of Schedule II.

The Terms of Reference of Nomination and Remuneration Committee are:

- a. To formulate the criteria for determining the qualifications, positive attributes and independence of Directors and recommend to the Board their appointment.
- b. To recommend to the Board a policy, relating to the remuneration of Directors, Key Managerial Personnel and other employees and compensation such as ESOP to the Executive Directors, Key Managerial personnel and other employees of the Company.
- c. To devise a policy on Board diversity.
- d. To formulate the criteria for evaluation of Independent Directors and the Board.
- e. To recommend, all the remunerations payable to senior management personnel.

Composition, name of members and Chairman, meetings held during the year and Chairperson:

Name of the Directors	Category
Mr. V. T. Moorthy	Chairman, Independent Director
Mr. M.R. Sivaraman	Member, Independent Director
Mr. Afzal Harunbhai Malkani	Member, Non-Independent

1. Mr. M. R. Sivaraman and Mr. V. T. Moorthy ceased to the members of the Nomination and Remuneration Committee w.e.f. close of business working hours of March 31, 2025 on completion of their term as an Independent Director.
2. Nomination and Remuneration Committee was reconstituted w.e.f. April 01, 2025. Dr. R. K. Tyagi and Mr. Amreek Singh Sandhu, Independent Directors was co-opted as the members of the Committee in addition to Mr. Afzal Harunbhai Malkani.

Meeting of the NRC and attendance of Directors

The Nomination and Remuneration Committee duly met three times for the financial year 2024-25 (i.e) May 17, 2025, October 23, 2024 and January 24, 2025.

Name of the Members	No. of Meetings attended
Mr. M. R. Sivaraman	3
Mr. V. T. Moorthy	3
Mr. Afzal Harunbhai Malkani	3

The Chairman of the Nomination and Remuneration Committee was present at the Annual General Meeting held on September 27, 2024. The Company Secretary of the Company acts as the secretary to the Nomination and Remuneration Committee.

Performance evaluation

The Securities and Exchange Board of India (SEBI) in its Master Circular dated November 11, 2024 has included a guidance note on Board Evaluation specifying the criteria for evaluation of performance of (i) the Board as a whole (ii) individual Directors (including Independent Directors & Chairperson) and (iii) various Committees of the Board.

Based on the parameters suggested, the Nomination and Remuneration Committee has adopted suitable criteria to evaluate the performance of Independent Directors, Committees of the Board and the Board of Directors as required under the Companies Act, 2013 and SEBI (Listing Obligations and Disclosure Requirements) Regulations, 2015.

Performance Evaluation of the Board, the Individual Directors and the Committees has been carried out in accordance with the aforesaid circular.

Independent Directors' performance is evaluated based on their qualification, experience, knowledge and competency, ability to fulfill allotted functions/roles, ability to function as a team, pro-activeness, participation and attendance, commitment, contribution, integrity, independence from the Company and the ability to articulate independent views and judgement. Accordingly, a performance evaluation of Independent Directors has been conducted and the results have been communicated to the Chairman of the Board.

Directors Remuneration:

The Non-Executive Director(s) of the Company are remunerated by way of Sitting fees. Sitting fees are paid to the Non-Executive Directors for attending the Meetings of Board of Directors and Committee Meetings thereof. Directors are paid ₹ 60,000 per meeting for the Board and Audit Committee Meeting and for other Board Committees the Directors are paid ₹ 30,000 per meeting.

Remuneration payable to Executive Director consists of fixed as well as variable components. Remuneration to the Executive Director is determined by the Nomination and Remuneration Committee and the Board of Directors and is approved by the Shareholders at the General Meeting based on the recommendation of the Board of Directors. No sitting fee is being paid to the Executive Director.

The details on the criteria for making payments to the Non-Executive Director(s) are available on the Company's website at <https://www.tanfac.com/Disclosure-in-Terms-of-Listing-Regulation.php>

Details of Remuneration to Board of Directors paid during the financial year 2024-25

(Amount in ₹)					
Name of the Director	Salary	Perquisites	Sitting fees	Commission	Total
Ms. Mariam Pallavi Baldev	-	-	3,00,000	-	3,00,000
Mr. Afzal Harunbhai Malkani	-	-	-	-	-
Mr. V. T. Moorthy	-	-	8, 10,000	-	8,10,000
Mr. M. R. Sivaraman	-	-	8,10,000	-	8,10,000
Dr. Shankar Narasimhan	-	-	5,40,000	-	5,40,000
Dr. R. Rajalakshmi	-	-	6,30,000	-	6,30,000
Mr. R. Karthikeyan	-	-	6,90,000	-	6,90,000
Mr. K. Sendhil Naathan	2,18,34,868	-	-	-	2,18,34,868

None of the Directors are holding any equity shares in the Company.

Stakeholders' Relationship Committee

In compliance with Section 178(5) of The Companies Act, 2013, read with the provision contained under Regulation 20 of SEBI (LODR) Regulations, 2015, this Committee has been formed to evaluate the efficacy with which services as mandated statutorily are extended to the Shareholders/Investors of the Company.

The Stakeholders Relationship Committee is empowered to perform all the functions of the Board in relation to the handling of investors' grievances.

The primary focus of the Stakeholders Relationship Committee includes:

- to address the grievances of security holders of the Company with regard to the transfer of shares, the transmission of shares, non-receipt of the annual report, non-receipt of declared dividend, etc.;
- to consider and approve the issue of share certificates (including the issue of renewed/duplicate share certificates.
- to evaluate performance and service standards of the Registrar and Share Transfer Agent of the Company.

Composition, name of members and Chairman, meetings held during the year and Chairperson:

Name of the Directors	Category
Mr. M. R. Sivaraman	Chairman, Independent Director
Mr. V. T. Moorthy	Member, Independent Director
Mr. R. Karthikeyan	Member, Non-Independent

1. Mr. M. R. Sivaraman and Mr. V. T. Moorthy ceased to the members of the Stakeholders Relationship Committee w.e.f. close of business working hours of March 31, 2025 on completion of their term as an Independent Director.
2. Stakeholders Relationship Committee was reconstituted w.e.f. April 01, 2025. Dr. R. K. Tyagi and Mr. Amreek Singh Sandhu, Independent Directors was co-opted as the members of the Company in addition to Mr. R. Karthikeyan.

During the year under review, the Stakeholders Relationship Committee met on April 22, 2024 and all committee members were present during the meeting.

The Company Secretary acts as Secretary to the Committee.

Number of Investor Complaints received and solved during the financial year 2024-25

Quarter	No. of Investor complaints pending at the beginning of the quarter	No. of Investor complaints received during the quarter	No. of Investor complaints disposed off during the quarter	No. of Investor complaints unresolved at the end of the quarter
I Quarter – April 01, 2024 to June 30, 2024	0	1	1	0
II Quarter July 01, 2024 to September 30, 2024	0	1	1	0
III Quarter October 01, 2024 to December 31, 2024	0	1	1	0
IV quarter January 01, 2025 to March 31, 2025	0	3	3	0
Total	0	6	6	0

All the investors' complaints were redressed up to the satisfaction of the shareholders.

Risk Management Committee:

As required under Regulation 21 of SEBI (Listing Obligations and Disclosure Requirements) Regulations, 2015, the Risk Management Committee has been constituted with a majority consisting of the Board of Directors as its Members.

The Risk Management Committee monitors, reviews the Risk Management plan of the Company and performs such other functions as mandated by the Board of Directors.

The Committee met two times during the year under review on July 24, 2024 and January 24, 2025. The composition of the Risk Management Committee and the details of attendance of Members is as follows:

Composition of Risk Management Committee:

Name of the Directors/ Employee	Category	Attendance during the meeting	
		24.07.2024	24.01.2025
Mr. Afzal Harunbhai Malkani	Chairman, Non-executive - Non-Independent	Yes	Yes
Mr. M. R. Sivaraman	Member, Independent Director	Yes	Yes
Mr. V. T. Moorthy	Member, Independent Director	Yes	Yes
Mr. K. Sendhil Naathan	Member, Executive	Yes	Yes
MR. N. R. Ravichandran	Chief Financial Officer	Yes	Yes

1. Mr. M. R. Sivaraman and Mr. V. T. Moorthy ceased to the members of Risk Management Committee w.e.f. close of business working hours of March 31, 2025 on completion of their term as an Independent Director.
2. Mr.K. Sendhil Naathan expired on April 18, 2025
3. Risk Management Committee was reconstituted w.e.f. April 01, 2025. Dr. R. K. Tyagi and Mr. Amreek Singh Sandhu, Independent Directors was co-opted as the members of the Company in addition to Mr.Afzal Harunbhai Malkani.

Senior Management:

Particulars of Senior Management including the changes therein since the close of the previous Financial Year:

Name of the Senior Management Personnel	Designation	Changes if any, since previous financial year (Yes/No)	Nature of change and effective date
Mr. Hemango Gupta	Chief Operating Officer	Yes	Appointed as Chief Operating Officer w.e.f February 07, 2025
Mr. N. R. Ravichandran	Chief Financial Officer and President	No	–
Mr. Sramanraj Jain	Vice President- Sales and Marketing	No	–
Mr. S. Illango	Vice President-HR, IT and Administration	No	–
Mr. N. Rajesh	Vice President- Technical	No	–

GENERAL BODY MEETINGS

Location and time, where last three Annual General Meetings (AGMs) were held:

Financial Year	Date and day of Annual General Meeting	Time	Location	Details of Special Resolution passed at the AGM
2023-24	Friday, September 27, 2024	11.30 a.m	Through Video Conferencing from Plot No.14, SIPCOT Industrial Complex, Kadikadu, Cuddalore- 607005	–
2022-23	Wednesday, September 27, 2023	11.30 a.m		Re-appointment of Mr. K. Sendhil Naathan as the Managing Director of the Company from August 27, 2023 to February 26, 2025 for a term of 18 months
2021-22	Monday, September 26, 2022	12.00 p.m.		Adoption of revised Articles of Association of the Company

The details of Resolutions passed through Postal Ballot for the financial year 2024-25 and the voting pattern for the said Resolution(s) are disclosed as under:

Date of Postal Ballot Notice	April 22, 2024			
E-voting period	May 01, 2024 to May 30, 2024			
Date of approval	May 30, 2024			
Resolution Particulars	Appointment of Mr. R. Karthikeyan (DIN: 00824621) as an Independent Director of the Company.			
Type of resolution	Special Resolution			
Voting pattern	Vote in favor	% of vote in favor	Vote against	% of vote against
	51,74,789	99.998%	114	0.002%
Date of declaration of results	June 01, 2024			
Result	The Special Resolution was passed with requisite majority			

Date of Postal Ballot Notice	February 07, 2025			
E-voting period	February 18, 2025 to March 19, 2025			
Date of approval	March 19, 2025			
Resolution Particulars	Re-appointment of Mr. K. Sendhil Naathan (DIN:08850046) as Managing Director of the Company			
Type of resolution	Ordinary Resolution			
Voting pattern	Vote in favor	% of vote in favor	Vote against	% of vote against
	52,71,919	99.9971%	152	0.0029%
Date of declaration of results	March 20, 2025			
Result	The Ordinary Resolution was passed with requisite majority			

In accordance with the MCA Circulars, the Postal Ballot Notice(s) dated April 22, 2024 and February 07, 2025 respectively, were sent only by electronic mode to those Members whose names appeared in the Register of Members/List of Beneficial Owners as on respective cut-off date as received from the Depositories and whose e-mail addresses were registered with the Company/Depositories.

Ms. Kalyani Srinivasan, Practicing Company Secretary, Chennai was appointed as the Scrutinizer for carrying on the Postal Ballot process in a fair and transparent manner. Pursuant to the provisions of Sections 108 and 110 of the Companies Act, 2013 read with Rule 22 of the Companies (Management and Administration) Rules, 2014 (as amended) and Regulation 44 of SEBI (Listing Obligations and Disclosure Requirements) Regulations, 2015 and the Resolutions as specified in the Notice(s) of the Postal Ballot dated April 22, 2024 and February 07, 2025 were transacted respectively through Postal Ballot only by way of remote e-Voting. The Company had in both instances engaged the services of the Central Depository Services (India) Limited (CDSL) for providing an e-voting facility to the Members. The Members were provided with the option of exercising their right to vote on the said resolution(s) through e-voting during the period from May 01, 2024 to May 30, 2024 and in the second Postal ballot exercise from February 18, 2025 to March 19, 2025. Upon completion of the voting period, the Scrutinizer completed the scrutiny of the votes cast and submitted his report to the Chairperson of the Company. The results of the voting were declared on June 01, 2024 and March 20, 2025 respectively and displayed on the websites of the Stock Exchange, the Company, and CDSL.

Means of Communication:

Quarterly results -Which newspapers normally published in	Business Line/Business Standard/Makkal Kural
Any Web site, where displayed	Information with regard to Quarterly Unaudited/Annual Audited Results, Shareholding pattern, and Annual Reports can be accessed from - BSE Limited website www.bseindia.com , where your Company shares are listed and your Company's website www.tanfac.com
Whether it also displays official news releases	-NO -
Presentation made to Institutional Investors or to the analysts	-NO -

Annual General Meeting and related information

Date and Time	Thursday, September 25, 2025 at 11.00 a.m.
Venue	The meeting will be held through Video Conference (VC)/Other Audio-Visual Means (OAVM) from the Registered Office, i.e, Plot No.14, SIPCOT Industrial Complex, Cuddalore – 607 005 Tamilnadu
Period of Book Closure/Record date	Thursday, September 18, 2025 to Thursday, September 25, 2025
Financial Year	April 01, 2025 to March 31, 2026
Dividend Payment Date	Dividend will be paid on or before October 24, 2025
Corporate Identity Number of the Company	L24117TN1972PLC006271
Name and address Stock Exchange at which the Company's securities are listed	BSE Limited Phiroze Jeejeebhoy Towers 25 th Floor, Dalal Street Mumbai -400 001.
Scrip Code	506854
Confirmation for the Payment of Annual Listing fee	Listing fee for the financial year 2025-26 has been paid to BSE Limited
Depository Fees	Depository Fee Annual custody fee for the FY 2025-26 has been paid to the Depositories.
Registrar to an issue and Share Transfer Agent	Integrated Registry Management Services Private Limited, 2 nd Floor, Kences Towers, 1 Ramakrishna Street, North Usman Road, T. Nagar, Chennai - 600 017, E-mail: einward@integratedindia.in deals with all aspects of investor servicing relating to shares in both physical and demat form
Share transfer system	The Board has delegated the authority for approving transmission, dematerialization of shares etc. to the Stakeholders Relationship Committee. In terms of amended Regulation 40 of the SEBI Listing Regulations effective from April 01, 2019, transfer of securities in physical form shall not be processed unless the securities are held in the demat mode with a Depository Participant. Further, effective from January 24, 2022. SEBI has made it mandatory for listed companies to issue securities in demat mode only while processing any investor service requests namely, issue of duplicate share certificates, exchange/sub-division/ splitting/consolidation of securities, transmission/transposition of securities. Vide its Circular dated January 25, 2022, SEBI has clarified that listed entities/ RTAs shall now issue a Letter of Confirmation in lieu of the share certificate while processing any of the aforesaid investor service request.
Credit Rating obtained by the Company	ICRA has granted rating action of [ICRA]A+ (Stable); reaffirmed; for the following: Fund-based limits – Working capital facilities – ₹ 50 Crore Non-Fund-based limits – Working capital facilities – ₹ 105 Crore Short-term – Unallocated Limits – ₹ 40 Crore
Outstanding of ADR's/GDR's/ Warrants or Convertible Instruments	Nil
Commodity Price Risk or Foreign exchange risk and hedging activities	The Company hedges its Foreign Exchange Risk from time to time in accordance with the Hedging Policy approved by the Board.

Distribution of Shareholding Pattern as on March 31, 2025:

Sl.no	Category of Shares	Holders	% to holders	Shares	% to shares
1	Up to 500	17862	97.08	1059044	10.62
2	501 - 1000	264	1.43	197631	1.98
3	1001 - 2000	141	0.77	205501	2.06
4	2001 - 3000	42	0.23	102388	1.03
5	3001 - 4000	25	0.14	88459	0.89
6	4001 - 5000	14	0.08	65822	0.66
7	5001 - 10000	19	0.10	140637	1.41
8	Above 10001	33	0.18	8115518	81.36
	Total	18400	100.00	9975000	100.00
	No.of shareholders in physical mode	2853	15.51	224531	2.25
	No.of shareholders in electronic mode	15547	84.49	9750469	97.75
	Total	18400	100.00	9975000	100.00

Categories of Shareholding as on March 31, 2025:

Category	No.of Shares Held	% Age of Shareholding
PROMOTERS/PROMOTERS GROUP	5168081	51.81
UTI AND MUTUAL FUNDS	9121	0.09
BANKS, FINANCIAL INSTITUTIONS AND INSURANCE COMPANIES	250	0.00
NON RESIDENT INDIANS (NRIs/OCBs)	105283	1.06
CORPORATE	1602905	16.07
CLEARING MEMBER	78	0.00
RESIDENT INDIVIDUALS	2497083	25.03
TRUST	100	0.00
LIMITED LIABILITY PARTNERSHIP	224914	2.25
IEPF	334130	3.35
ALTERNATIVE INVESTMENT FUND	32905	0.33
TANFAC-EXCROW ACCOUNT	150	0.00
TOTAL	9975000	100.00

Dematerialization of shares and liquidity:

As on March 31, 2025, 97,50,469 Equity Shares of 99,75,000, were converted from the physical to electronic form. Over 97.75% of the outstanding equity shares have been dematerialized up to March 31, 2025

Plant location	14 SIPCOT Industrial Complex, Kudikaddu Cuddalore – 607 002, Tamilnadu
Address for correspondence	Integrated Registry Management Services Private Limited "Kences Towers", Second Floor, No.1 Ramakrishna Street, North Usman Road, T.Nagar, Chennai – 600 017. TEL: +91-44-28140801 TO 3; FAX: +91-44- 28142479/28143378 Email Id: corpserv@integratedindia.in . Regarding non - receipt of payment of declared dividend may be addressed to our Secretarial Department at our Registered Office at – 14, SIPCOT Industrial Complex, Cuddalore – 607 005, Tamilnadu, Tel: +91-4142-239001 to 239005 Or Mail to – tanfac.invreln@anupamrasayan.com

Reconciliation of Share Capital

As stipulated by SEBI, a qualified Practicing Company Secretary carries out audit of Reconciliation of Share Capital to reconcile the total admitted, issued and listed capital with National Securities Depository Limited (NSDL) and Central Depository Services (India) Limited (CDSL) and Stock Exchanges.

Other disclosures:

- There were no materially significant Related Party Transactions that would have potential conflict with the interests of the Company at large. Details of Related Party Transactions are given elsewhere in the Annual Report.
- During the year under review BSE Limited has imposed a penalty ₹ 44,000 for submission of Annual Secretarial Compliance Report in other than desired format and imposed a penalty of ₹ 10,000 for delayed submission of e-voting results for postal ballot event.
- The Company has complied with all the mandatory requirements specified in Regulations 17 to 27 and clauses (b) to (i) of sub -regulation (2) of Regulation 46 of the SEBI Listing Regulations.
- The Company's Policy relating to determination of Material Subsidiaries is available at the Company's website <https://www.tanfac.com/policy.php>
- The policy of the Company relating to Related Party Transactions is available at the Company's website at <https://www.tanfac.com/policy.php>
- The Company is not undertaking any commodity hedging activities, hence there is no risk of commodity hedging to the Company.
- The Company has not raised any funds through preferential allotment or qualified institutional placement as specified under Regulation 32(7A) of SEBI (Listing Obligations and Disclosure Requirements) Regulations, 2015.
- A certificate from a Company Secretary in Practice that none of the Directors on the Board of the Company have been debarred Corporate Overview or disqualified from being appointed or in continuing as Directors of Companies by the Securities and Exchange Board of India/Ministry of Corporate Affairs or any such statutory authority has been obtained and is annexed to the Annual Report.
- Whistle Blower Policy/Vigil mechanism has been adopted by the Company, the whistle blower/vigil mechanism is in vogue and no personnel has been denied access to the Audit Committee.
- During the year under review, the recommendations made by various Committees of the Board of Directors have been accepted and there were no instances where the Board of Directors have not accepted any such recommendation.

- As per the provisions of the Sexual Harassment of Women at Workplace (Prevention, Prohibition and Redressal) Act, 2013, the Company has constituted an Internal Complaints Committee. During the year 2024-25, no complaint was received by the Committee. As such, there are no complaints pending as at the end of the Financial Year.
- The Company has no inter-corporate loans as on March 31, 2025.
- The Company does not have any material subsidiaries, accordingly, the disclosure requirements in relation to the date and place of incorporation and the name and date of appointment of statutory auditors of such subsidiaries does not arise.
- In Compliance with SEBI circular No. SEBI/HO/MIRSD/MIRSD_RTAMB/P/CIR/2022/8 dated 25th January 2022; the Company has opened a Suspense Escrow Demat Account.
- The Board:** Your Company is a Joint Sector undertaking with Tamilnadu Industrial Development Corporation Limited (TIDCO), a Government of Tamilnadu undertaking. The Chairperson of the Company is nominated by TIDCO as per Joint Venture Agreement and performs his/her duty at their office. Hence no separate Chairperson's office is maintained at your Company.
- Shareholders' Rights – Information on Financial Results As the Company's quarterly, half yearly and yearly results are published in an English national newspaper having circulation all over India and in a regional newspaper (Tamil) having circulation in Tamil Nadu, the same are not sent separately to the Shareholders, but are hosted on the Company's website www.tanfac.com as well as on the website of the Stock Exchange, namely, BSE Limited at www.bseindia.com.
- The details of fees paid to statutory auditors is disclosed in the financial statement forming part of this Annual Report.

Modified opinion(s) in audit report:

There are no qualifications/modified opinions in the Auditors' Report on the accounts for the financial year 2024-25.

Reporting of Internal Auditor

The Internal Auditor of the Company directly reports to the Audit Committee on functional matters.

Code of conduct

The Company has laid down the Code of Conduct (the "code") as required under The Companies Act 2013 and as per regulation 17(5) of SEBI (LODR) Regulations, 2015 read with listing agreement applicable to all members of the Board of Directors, Key Management Personnel (KMPs) and Senior Management of the Company. The details of

the code of conduct have been posted on the Company's website www.tanfac.com.

The Board, KMPs and the senior management have affirmed compliance with the code as on March 31, 2025.

A declaration to this effect has been given by the Chief Executive Officer and forms part this report.

Unclaimed Suspense Account

There are no unclaimed physical and demat shares till date in the books of the Company and hence the requirements to provide the details as per Regulation 34 (3) read with Schedule V of Part F of Listing Regulations is not applicable.

DECLARATION

This is to confirm that the Company has adopted a Code of Conduct for Board of Directors, KMPs and Senior Management, available on the Company's website.

I confirm that the Company has received from the Board of Directors of the Company, KMPs and the Senior Management, a declaration of compliance with the Code of Conduct for the year ended March 31, 2025, as applicable to them.

Date: July 16, 2025
Place: Chennai

Mr. Hemango Gupta
Chief Executive Officer

SEBI (Prohibition of Insider Trading) Regulations, 2015:

The Board of Directors of the Company has adopted the formulation of "Code of Conduct" and Code of Practices and Procedure as required under SEBI (Prohibition of Insider Trading) Regulations, 2015. The details are made available on the Company's website, viz., www.tanfac.com.

CEO/CFO Certification

Mr. Hemango Gupta, Chief Executive Officer and Mr. N.R. Ravichandran, Chief Financial Officer of the Company have certified to the Board that:

- A. We have reviewed financial statements and the cash flow statement for the financial year ended March 31, 2025 and that to the best of our knowledge and belief:

(i) these statements do not contain any materially untrue statement or omit any material fact or contain statements that might be misleading;

(ii) these statements together present a true and fair view of the company's affairs and are in compliance with existing accounting standards, applicable laws and regulations.
- B. There are, to the best of their knowledge, no transactions entered into by the company during the year which are fraudulent, illegal or a violation of the Company's code of conduct.
- C. We accept responsibility for establishing and maintaining internal controls for financial reporting and that they have evaluated the effectiveness of the internal control systems of the Company pertaining to financial reporting and they have disclosed to the Auditors and Audit Committee, deficiencies in the design or operation of internal controls, if any, of which they are aware and the steps they have taken or propose to take to rectify these deficiencies.
- D. We have indicated to the auditors and the Audit committee;

(i) that there no significant changes in internal control during the year;

(ii) that there are no significant changes in accounting policies during the year and that the same have been disclosed in the notes to the financial statements; and

(iii) that there is no fraud of which they have become aware and the involvement therein, of the management or an employee having a role in the Company's internal control system.

Mr. Hemango Gupta
Chief Executive Officer

N.R. Ravichandran
Chief Financial Officer

Date: July 16, 2025
Place: Chennai

Independent Auditor's Report on Corporate Governance

To the Members of Tanfac Industries Limited

1. We have examined the compliance of conditions of corporate governance by **Tanfac Industries Limited** (the 'Company') for the year ended March 31,2025, as stipulated in Regulations 17 to 27, clauses (b) to (i) of Regulation 46(2), and paragraphs C, D and E of Schedule V of the Securities and Exchange Board of India (Listing Obligations and Disclosure Requirements) Regulations, 2015 (the 'Listing Regulations').

Management's Responsibility

2. The preparation of the Corporate Governance Report is the responsibility of the Management of the Company including the preparation and maintenance of all relevant supporting records and documents. This responsibility also includes the design, implementation and maintenance of internal control relevant to the preparation and presentation of the Corporate Governance Report.

The Management along with the Board of Directors are also responsible for ensuring that the Company complies with the conditions of Corporate Governance as stipulated in the Listing Regulations, issued by the Securities and Exchange Board of India.

Auditor's Responsibility

3. Pursuant to the requirements of the Listing Regulations, our responsibility is to express a reasonable assurance in the form of an opinion as to whether the Company has complied with the conditions of corporate governance stipulated in the Listing regulations as stated in paragraph 2 above. Our responsibility is limited to examining the procedures and implementation thereof, adopted by the Company for ensuring the compliance with the conditions of corporate governance. It is neither an audit nor an expression of opinion on the financial statements of the Company.
4. We conducted our examination of the Corporate Governance Report in accordance with the Guidance

Note on Certification of Corporate Governance issued by the Institute of Chartered Accountants of India (the 'ICAI'), and the Guidance Note on Reports or Certificates for Special Purposes issued by the ICAI which requires that we comply with the ethical requirements of the Code of Ethics issued by the ICAI.

5. We have complied with the relevant applicable requirements of the Standard on Quality Control (SQC) 1, Quality Control for Firms that Perform Audits and Reviews of Historical Financial Information, and Other Assurance and Related Services Engagements.

Opinion

6. Based on the procedures performed by us and to the best of our information and according to the explanations provided to us, in our opinion, the Company has complied, in all material respects, with the conditions of corporate governance as stipulated in Regulations 17 to 27 and clauses (b) to (i) of Regulation 46(2) and para C and D of Schedule V to the Listing Regulations during the year ended March 31, 2025.
7. We state that such compliance is neither an assurance as to the future viability of the Company nor the efficiency or effectiveness with which the management has conducted the affairs of the Company.

Restriction on use

8. This Report is addressed to and provided to the members of the Company pursuant to requirement of SEBI (Listing Obligations and Disclosure Requirements) Regulations, 2015 (the "Listing Regulations"). Our certificate should not be used for any other person or for any other purpose. Accordingly, we do not accept or assume any liability or any duty of care for any other purpose or to any other person to whom this report is shown or into whose hands it may come without our prior consent in writing. We have no responsibility to update this report for events and circumstances occurring after the date of this report.

For Singhi & Co.
Chartered Accountants
Firm Registration No.302049E

Sudesh Choraria
Partner
Membership No. 204936
UDIN: 25204936BMIOUJ9433

Date: July 16, 2025
Place: Chennai

Certificate of Non-Disqualification of Directors

[pursuant to Regulation 34(3) and Schedule V Para C clause (10)(i) of the SEBI (Listing Obligations and Disclosure Requirements) Regulations, 2015]

To
the Members of
TANFAC Industries Limited
No. 14, SIPCOT Industrial Complex,
Kudikadu, Cuddalore- 607 005
[CIN: L24117TN1972PLC006271]

I, Kalyani Srinivasan, have examined the relevant registers, records, forms, returns and disclosures received from the Directors of Tanfac Industries Limited having (CIN: L29269TZ1962PLC000463) and having registered office at No.14, SIPCOT Industrial Complex, Kudikadu, Cuddalore -607 005 hereinafter referred to as 'the Company'), produced before us by the Company for the purpose of issuing this Certificate, in accordance with Regulation 34(3) read with Schedule V Para-C Sub clause 10(i) of the Securities Exchange Board of India (Listing Obligations and Disclosure Requirements) Regulations, 2015.

In our opinion and to the best of our information and according to the verifications (including Directors Identification Number (DIN) status at the portal www.mca.gov.in) as considered necessary and explanations furnished to us by the Company & its officers, we hereby certify that none of the Directors on the Board of the Company as stated below for the financial year ending on March 31, 2025 have been debarred or disqualified from being appointed or continuing as Directors of companies by the Securities and Exchange Board of India, Ministry of Corporate Affairs or any such other Statutory Authority.

Name of the Director	DIN	Category	Date of appointment in the Company
Mrs. Mariam Pallavi Baldev	09281201	Chairperson- Non-Executive/ Non-Independent	23/08/2022
Mr. Afzal Harunbhai Malkani	07194226	Non-Executive/Non-Independent	11/03/2022
Mr. R. Karthikeyan	00824621	Non-Executive/Non-Independent	28/03/2024
Mr. M. R. Sivaraman	00020075	Non-Executive -Independent	01/04/2020
Mr. V. T. Moorthy	00007648	Non-Executive -Independent	01/04/2020
Mr. Shankar Narasimhan	01484214	Non-Executive -Independent	01/04/2020
Mrs. R. Rajalakshmi	01985132	Non-Executive -Independent	25/03/2020
Mr. K. Sendhil Naathan	08850046	Managing Director	27/08/2020

I wish to state that the management of the Company is responsible to ensure the eligibility of a person for appointment/ continuation as a Director on the Board of the Company. My responsibility is to express an opinion on this based on my verification. This certificate is neither an assurance as to the future viability of the Company nor of the efficacy or effectiveness of the process followed by the management of the Company with regard to appointment/continuation of a person as a Director of the Company.

Place: Chennai
Date: July 16,2025
UDIN: F005854G001050854

Kalyani Srinivasan
FCS.5854
CP 6047

Annexure – E

PARTICULARS OF EMPLOYEE RELATED DISCLOSURES

Disclosure of Remuneration under Section 197(12) of the Companies Act, 2013 read with Rule 5(1) of the Companies (Appointment and Remuneration of Managerial Personnel) Rules, 2014.

The details of remuneration during the year 2024-25 as per Rule 5(1) of the Companies (Appointment and Remuneration of Managerial Personnel) Rules, 2014 are as follows:

1. The ratio of remuneration of each Director to the median remuneration of the employees of the Company and the percentage increase in remuneration of each Director, Chief Financial Officer, Chief Executive Officer, Company Secretary in the financial year 2024-25:

Sr. No.	Name of the Director/KMP	Designation	Ratio to median Remuneration	% of Increase in Remuneration
01.	Mr. K. Sendhil Naathan	Managing Director	28.36 times	NIL
02.	Mr. N. R. Ravichandran	Chief Financial Officer	11.55 times	NIL
03.	Ms. Mridula Dhoot*	Company Secretary & Compliance officer	NA	NA
04.	Mr. Vinod Kumar. S**	Company Secretary & Compliance Officer	NA	NA

*Ms. Mridula Dhoot was Company Secretary till January 30, 2025.

** Mr. Vinod Kumar. S was appointed as Company Secretary w.e.f January 31, 2025.

Ratio to median Remuneration is not applicable to the Company Secretary as they are employed part of the year.

2. The percentage increase in the median remuneration of employees in the financial year: 9%
3. Number of Permanent employees in the rolls of the Company as on March 31, 2025: 180
4. Average percentile increase already made in the salaries of employees other than the managerial personnel in the last financial year and its comparison with the percentile increase in the managerial remuneration and justification thereof and point out if there are any exceptional circumstances for increase in the managerial remuneration: In the Financial Year 2024-25 there is an average increase of 12% in the remuneration of all the employees other than the managerial personnel and there is no percentage of increase in remuneration for Managing Director and Chief Financial Officer
5. Affirmation that the remuneration is as per the remuneration policy of the Company: The Company affirms remuneration is as per the remuneration policy of the Company.

The statement containing names of top ten employees in terms of remuneration drawn and the particulars of employees as required under Section 197(12) of the Act read with Rule 5(2) and 5(3) of the Companies (Appointment and Remuneration of Managerial Personnel) Rules, 2014, is available for inspection in electronic mode. Any Member interested in obtaining a copy of the same may write to the Company.

Annexure – F

Report on Corporate Social Responsibilities (CSR) Activities

1. A brief outline of the Company’s CSR Policy, including overview of projects or programs proposed to be undertaken and a reference to the web-link to the CSR policy and projects or programmes

To actively contribute to the social and economic development of the underserved communities, lifting the burden of poverty and helping bring in inclusive growth and in doing so, build a better, sustainable way of life for the weaker sections of society and raise the Country’s Human Development Index. The projects which are identified includes Education, Health Care, Sustainable Livelihood, Infrastructure Development and Women and Social Empowerment.

The Company has framed a CSR Policy in compliance with the provisions of the Companies Act, 2013 and the same is available on the weblink <http://www.tanfac.com/policy.php>. The CSR Policy, inter alia, covers the concept (CSR philosophy, snapshot of activities undertaken by the Company and applicability, scope (area/localities to be covered and activities), resources, identification and approval process (resources/fund allocation, identification process and approval process) modalities of execution and implementation and monitoring.

2. The Composition of the CSR Committee

The Company has constituted the CSR Committee with the following Directors:

Sr. No.	Name of Directors	Designation	Number of meetings held during the year	Number of meetings attended during the year
1	Mr. V.T. Moorthy*	Chairman, Non-Executive - Independent Director	1	1
2	Mr. M.R. Sivaraman*	Member, Non-Executive - Independent Director	1	1
3	Mrs. R. Rajalakshmi*	Member, Non-Executive - Independent Director	1	1
4	Mr. Afzal Harunbhai Malkani	Member, Non-Executive – Non-Independent Director	1	1

*Ceased to be Directors w.e.f. March 24, 2025 and March 31, 2025 respectively. Dr. R. K. Tyagi and Mr. Amreek Singh Sandhu has been co-opted as the Members of the CSR Committee w.e.f. April 01, 2025.

3. Provide the web link where composition of the CSR committee, CSR Policy and CSR Projects approved by the Board are disclosed on the website of the company.

<http://www.tanfac.com/policy.php>

4. Provide the details of Impact assessment of CSR projects carried out in pursuance of sub-rule (3) of rule 8 of the Companies (Corporate Social responsibility Policy) Rules, 2014, if applicable (attach the report).

Not Applicable

5. Details of the amount available for set off in pursuance of sub-rule (3) of rule 7 of the Companies (Corporate Social responsibility Policy) Rules, 2014 and amount required for set off for the financial year, if any.

Sr. No.	Financial Year	Amount available for set-off from preceding financial years (in ₹)	Amount available for set-off from preceding financial years (in ₹)
(i)	2024-25	3,00,153	3,00,153

6. Average net profit of the company as per section 135(5)

Sr. No.	For the Financial Year	Annual Net Profit (₹ Lakhs)
(i)	2023-2024	7,005.98
(ii)	2022-2023	7,546.24
(iii)	2021-2022	7,194.65
Total		21,746.87
Average Annual Net Profit		7,248.95

7.

(a) Two percent of average net profit of the company as per section 135(5)

2% of Average Net Profit works out to ₹ 144.979 lakhs.

(b) Surplus arising out of the CSR projects or programs or activities of the previous financial years

Nil

(c) Amount required to be set off for the financial year, if any

Nil

(d) Total CSR obligation for the financial year (7a+7b-7c) : ₹ 144.979 Lakhs

8.

(a) CSR Amount spent or unspent for the financial year:

Total amount spent for the Financial year (amount in ₹ Lakhs)	Amount Unspent (in ₹ In lakhs)				
	Total Amount transferred to Unspent CSR Account as per Section 135(6).		Amount transferred to any fund specified under Schedule VII as per second proviso to section 135(5).		
	Amount	Date of Transfer	Name of the Fund	Amount	Date of Transfer
147.98	Nil		Nil		

(b) Details of CSR Amount spent against ongoing projects for the financial year:

Sr. No.	Name of the Project	Item from the list of activities in Schedule VII to the Act.	Local area (Yes/ No)	Location of the Project		Project duration	Amount allocated for the Project (in ₹)	Amount transferred to Unspent CSR account for the project as per Section135(6) (in ₹)	Mode of Implementation - Direct (Yes/No)	Mode of Implementation - Through Implementing Agency	
				State	District					Name	CSR Registration number

No ongoing project was approved during the financial year 2024-25

(c) Details of CSR amount spent against other than ongoing projects for the financial year:

Sr. No.	Name of the Project	Item from the list of activities in Schedule VII to the Act.	Local area (Yes/ No)	Location of the Project		Amount spent for the project (₹ in Lakhs)	Mode of Implementation - Direct (Yes/No)	Mode of Implementation - Through Implementing Agency	
				State	District			Name	CSR Registration number
1	Contribution towards Higher Education Support	promoting education, including special education	yes	TamilNadu	Cuddalore & Puducherry	10.00	NA	Namma School Foundation of TN Govt	
						20.00	No	Higher Education Support - Anandham Foundation	CSR00011123
						23.04	Yes	Various Schools	N.A

(c) Details of CSR amount spent against other than ongoing projects for the financial year: (Contd.)

Sr. No.	Name of the Project	Item from the list of activities in Schedule VII to the Act.	Local area (Yes/ No)	Location of the Project		Amount spent for the project (₹ in Lakhs)	Mode of Implementation - Direct (Yes/No)	Mode of Implementation - Through Implementing Agency	
				State	District			Name	CSR Registration number
2	Promotion of Health	promoting health care including preventive] and making available safe drinking water;	yes	TamilNadu	Cuddalore	3.00	Yes	Dialysis Machine to Lions Eternal Empathy Foundation	N.A
						5.00	yes	Medicine support to cancer affected children	N.A
						2.32	yes	Supporting for Advanced Primary Health Centre, Kannarapetti.	N.A
						13.50	Yes	Hemophilia Society	N.A
						5.97	Yes	Mahatma Gandhi Welfare Foundation, Cuddalore	N.A
3	Livelihood programme	livelihood enhancement projects;	yes	Tamilnadu	Cuddalore	4.00	Yes	Tanjore Painting training to poor ladies	N.A
						2.70	Yes	Supporting old age homes	N.A
						10.48	Yes	Socio economic development	N.A
						0.25	Yes	Disaster management	
4	Environmental sustainability & ecological balance	Environment	Yes	Tamilnadu	Cuddalore	17.08	Yes	Desilting of Lake and ponds	N.A
						9.60	yes	Green Belt Development	N.A
						1.50	Yes	Sustainable development	N.A
5	Infrastructure	Social Empowerment	Yes	Tamilnadu	Cuddalore	3.00	Yes	Sanitation	N.A
						4.95	Yes	Clean and safe drinking water	N.A
						11.59	Yes	Socio economic development	N.A
Total						147.98			

(d) Amount spent in Administrative Overheads: Nil

(e) Amount spent on Impact Assessment, if applicable: Nil

(f) Total amount spent for the Financial Year (8b+8c+8d+8e): ₹ 147.98 Lakhs

(g) Excess amount for set off, if any

Sr. No.	Particulars	Amount (in ₹)
(i)	Two percent of average net profit of the company as per section 135(5)	144.97
(ii)	Total amount spent for the Financial Year	147.98
(iii)	Excess amount spent for the financial year [(ii)-(i)]	3.01
(iv)	Surplus arising out of the CSR projects or programs or activities of the previous financial Years, if any	Nil
(v)	Amount available for set off in succeeding financial years [(iii)-(iv)]	3.01

9.

(a) Details of Unspent CSR amount for the preceding three financial years:

Sr. No.	Preceding Financial Year	Amount transferred to Unspent CSR Account under section 135 (6) (in ₹)	Amount spent in the reporting Financial Year (in ₹)	Amount transferred to any fund specified under Schedule VII as per section 135 (6), if any.			Amount remaining to be spent in succeeding financial years (in ₹)
				Name of the Fund	Amount (in ₹)	Date of transfer	
NA							

(b) Details of CSR amount spent in the financial year for ongoing projects of the preceding financial years:

Sr. No.	Project ID	Name of the Project	Financial Year in which the project was commenced	Project duration	Total amount allocated for the project (in ₹)	Amount spent on the project in the reporting Financial Year (in ₹)	Cumulative amount spent at the end of reporting Financial Year (in ₹)	Status of the Project Completed/ Ongoing
No ongoing project was undertaken during last three financial year								

10. In case of creation or acquisition of capital asset, furnish the details relating to the asset so created or acquired through CSR spent in the financial year (asset-wise details).

- a) Date of creation or acquisition of the capital asset(s)
- b) Amount of CSR spent for creation or acquisition of capital asset
- c) Details of the entity or public authority or beneficiary under whose name such capital asset is registered, their address etc

Name of the Trust

Section 12AA Registration No.

Section 80G Registration No.

Address of the Trust
- No Capital Assets was created or acquired during the financial year.
- d) Provide details of the capital asset(s) created or acquired (including complete address and location of the capital asset).

Capital asset(s) created

Address where capital assets located

No Capital Asset was created or acquired during the financial year as CSR spend.

11. Specify the reason(s), if the company has failed to spend two percent of the average net profit as per section 135(5).

Not Applicable as the Company had spent 2% of the Average Net Profit during the financial year 2024 - 25.

Place: Cuddalore
Date: July 16, 2025

Maraim Pallavi Baldev
Chairperson

Annexure – G

Business Responsibility & Sustainability Report

Section A: General Disclosure

I. Details of the Listed Entity

Sr.	Particulars	Details
1	Corporate Identity Number (CIN) of the Listed Entity	L24117TN1972PLC006271
2	Name of the Listed Entity	TANFAC Industries Limited ("Company/TANFAC")
3	Year of incorporation	20-12-1972
4	Registered office address	No. 14, SIPCOT Industrial Complex, Cuddalore 607005, Tamil Nadu, India
5	Corporate address	Oxford Centre, 1 st Floor, 66 Sir C P Ramaswamy Road, Alwarpet, Chennai-600018, Tamil Nadu, India
6	E-mail	Tanfac.Invreln@anupamrasayan.com
7	Telephone	+91-4142-239001-05
8	Website	www.tanfac.com
9	Financial year for which reporting is being done	2024-25
10	Name of the Stock Exchange(s) where shares are listed	BSE Limited
11	Paid-up Capital	9,97,50,000
12	Contact Person	
	Name of the Person	Mr. P. Kirubakaran
	Telephone	Tel: +91-4142-239005
	Email address	Tanfac.Invreln@anupamrasayan.com
13	Reporting Boundary	
	Type of Reporting- Select from the Drop-Down List	Standalone basis
14	Name of assurance provider	TUV SUDU SOUTH ASIA PVT. LTD
15	Type of assurance obtained	Limited Assurance

II. Product/Services

16. Details of business activities (accounting for 90% of the turnover)

Sr.	Description of Main Activity	Locations	Description of Business Activity	% Turnover of the Entity
1	Manufacturing of HF, Sulphuric Acid, Aluminium Fluoride & Speciality fluorides & chemicals	Tanfac Industries Limited	Manufacturing of Fluorine Based Chemicals	100%

17. Products/Services sold by the entity (accounting for 90% of the entity's Turnover)

Sr.	Product/Service	NIC Code	% of Total Turnover contributed
1	Chemical Sector	20119	100%

III. Operations

18. Number of locations where plants and/or operations/offices of the entity are situated

Location	Number of plants	No. of Offices	Total
National	1	1	2
International	Nil	Nil	Nil

19. Market served by the entity

	Locations	Numbers
a. No. of Locations	National (No. of States)	18
	International (No. of Countries)	10
b. What is the contribution of exports as a percentage of the total turnover of the entity?	5.60%	
c. A brief on types of customers	Company is working with the top Fluoro Carbon manufacturing units, Fluorine derivatives manufacturing, Aluminium manufacturing, Electronics manufacturing, LABSA and Soap manufacturing industries, Steel Pickling, Pharma & Agrochemicals.	

IV. Employees

20. Details as at the end of Financial Year

Sr.	Particulars	Total (A)	Male		Female	
			No. (B)	% (B/A)	No. (C)	% (C/A)
a.	Employees and workers (including differently abled)					
	Employees					
1	Permanent Employees (D)	169	165	97.63	4	2.37
2	Other than Permanent Employees (E)	0	0	0	0	0
3	Total Employees (D+E)	169	165	97.63	4	2.37
	Workers					
4	Permanent (F)	9	9	100	0	0
5	Other than Permanent (G)	381	372	97.64	9	2.36
6	Total Workers (F+G)	390	381	97.69	9	2.31
b.	Differently abled employees and workers					
	Employees					
1	Permanent Employees (D)	Nil	Nil	Nil	Nil	Nil
2	Other than Permanent Employees (E)	Nil	Nil	Nil	Nil	Nil
3	Total Employees (D+E)	Nil	Nil	Nil	Nil	Nil
	Workers					
4	Permanent (F)	Nil	Nil	Nil	Nil	Nil
5	Other than Permanent (G)	Nil	Nil	Nil	Nil	Nil
6	Total Differently Abled Employees (F+G)	Nil	Nil	Nil	Nil	Nil

21. Participation/Inclusion/Representation of women

Sr.	Category	Total (A)	No. and % of females	
			No. (B)	% (B/A)
1.	Board of Directors	7	1	14.29%
2.	Key Management Personnel	3	0	0%

22. Turnover rate for permanent employees and workers (Disclose trends for the past 3 years)

Category	FY 2024-2025 (Turnover rate in current FY)			FY 2023-24 (Turnover rate in previous FY)			FY 2022-23 (Turnover rate in the year prior to previous FY)		
	Male	Female	Total	Male	Female	Total	Male	Female	Total
Permanent Employees	6.80%	22.22%	7.26%	4.82%	0%	4.67%	4.13%	0%	4.13%
Permanent Workers	33.33%	0%	8.72%	0%	0%	0%	9.52%	0%	9.52%

V. Holding, Subsidiary and Associate Companies (including joint ventures)

23 (a) Names of holding/subsidiary/associate companies/joint ventures

Sr.	Name of the holding/ subsidiary/associate companies/joint ventures	Indicate whether it is a holding/Subsidiary/ Associate/or Joint Venture	% of shares held by listed entity	Does the entity indicated at column A, participate in the Business Responsibility initiatives of the listed entity? (Yes/No)
1	Anupam Rasayan India Limited	Holding	25.80	Yes
2	Tamil Nadu Industrial Development Corporation (TIDCO)	Holding	26.02	No

VI. CSR Details

24.

a.	Whether CSR is applicable as per section 135 of Companies Act, 2013:	Yes
	Turnover (in `) (for FY 2024-25)	*5,59,93,76,697
	Net worth (in `) (as on 31 March 2025)	3,11,97,41,114

*This figure is on standalone basis.

VII. Transparency and Disclosures Compliances

25. Complaints/Grievances on any of the principles (Principles 1 to 9) under the National Guidelines on Responsible Business Conduct

Stakeholder group from whom complaint is received	Grievance Redressal Mechanism in Place (Yes/No) (If Yes, then provide web-link for grievance redress policy)	FY 2024-2025 (Turnover rate in current FY)		FY 2023-24 (Turnover rate in previous FY)	
		Number of complaints		Number of complaints	
		Remarks	Remarks	Remarks	Remarks
		filed during the year	pending resolution at close of the year	filed during the year	pending resolution at close of the year
Communities	The Company has established a whistle-blower Mechanism Policy and a Grievance Redressal Mechanism for Stakeholders, both of which are accessible on the intranet.	Nil	Nil	NA	NA
Investors (other than shareholders)		Nil	Nil	NA	NA

Questions	P1	P2	P3	P4	P5	P6	P7	P8	P9
12 If answer to question (1) above is “No” i.e. not all Principles are covered by a policy, reasons to be stated:									
The entity does not consider the principles material to its business (Yes/No).	NA	NA	NA	NA	NA	NA	NA	NA	NA
The entity is not at a stage where it is in a position to formulate and implement the policies on specified principles (Yes/No).	NA	NA	NA	NA	NA	NA	NA	NA	NA
The entity does not have the financial or/human and technical resources available for the task (Yes/No).	NA	NA	NA	NA	NA	NA	NA	NA	NA
It is planned to be done in the next financial year (Yes/No).	NA	NA	NA	NA	NA	NA	NA	NA	NA
Any other reason (please specify).	NA	NA	NA	NA	NA	NA	NA	NA	NA

Section C: Principle Wise Performance Disclosure

PRINCIPLE 1: Businesses should conduct and govern themselves with integrity, and in a manner that is Ethical, Transparent and Accountable



The operations which are driven by integrity, transparency, and accountability demonstrate the Company’s commitment to ethical practices, which can have several benefits, including enhanced reputation, improved stakeholder relationships, increased customer loyalty, and a competitive advantage in the marketplace. Moreover, ethical behaviour contributes to a positive business environment, fosters social trust, and contributes to sustainable economic development.

Essential Indicators

1. Percentage coverage by training and awareness programs on any of the NGRBC Principles during the financial year:

Segment	Total number of training and awareness programs held	Topics/principles covered under the training and its impact	Percentage of persons in respective category covered by the awareness programmes
Board of Directors	1	ESG Mandate, Business Strategies and other Company policies awareness	100%
Key Management Personnel	1	ESG Mandate, Business Strategies and other Company policies awareness	100%
Employees other than BODs & KMPs	49	1. Code of Conduct	100%
Workers		2. Human Rights	
		3. Anti-discrimination	
		4. Anti-harassment	
		5. POSH	
		6. Safety and Health Policy	
		7. Induction Training for new employees	

2. Details of fines/penalties/punishment/award/compounding fees/settlement amount paid in proceedings (by the entity or by directors/KMPs) with regulators/law enforcement agencies/judicial institutions, in the financial year, in the following format:

a. Monetary

Type	NGRBC Principle	Name of the regulatory/enforcement agencies/judicial institutions	Amount (In INR)	Brief of the case	Has an appeal been preferred? (Yes/No)
Penalty/Fine	Nil	Nil	Nil	Nil	Nil
Settlement	Nil	Nil	Nil	Nil	Nil
Compounding fee	Nil	Nil	Nil	Nil	Nil

b. Non-Monetary

Type	NGRBC Principle	Name of the regulatory/enforcement agencies/judicial institutions	Brief of the case	Has an appeal been preferred? (Yes/No)
Imprisonment	Nil	Nil	Nil	Nil
Punishment	Nil	Nil	Nil	Nil

3. Of the instances disclosed in Question 2 above, details of the Appeal/Revision preferred in cases where monetary or non-monetary action has been appealed.

There have been no instances where appeals or revisions have been sought in cases involving monetary or non-monetary actions.

4. Does the entity have an anti-corruption or anti-bribery policy? If yes, provide details in brief and if available, provide a web-link to the policy.

Yes, the company has implemented an anti-corruption and anti-bribery policy, showcasing its commitment to high ethical standards and fair business practices. This policy is readily accessible to all employees on the Company’s intranet.

5. Number of Directors/KMPs/employees/workers against whom disciplinary action was taken by any law enforcement agency for the charges of bribery/corruption:

Category	FY 2024-25 (Current Financial Year)	FY 2023-24 (Previous Financial Year)
Directors	Nil	Nil
KMPs	Nil	Nil
Employees	Nil	Nil
Workers	Nil	Nil

6. Details of complaints with regard to conflict of interest:

Topic	FY 2024-25 (Current Financial Year)		FY 2023-24 (Previous Financial Year)	
	Remarks	Number	Remarks	Female
Number of complaints received in relation to issues of conflict of Interest of the Directors	Nil	NA	Nil	NA
Number of complaints received in relation to issues of conflict of Interest of KMPs	Nil		Nil	

7. Provide details of any corrective action taken or underway on issues related to fines/penalties/ action taken by regulators/law enforcement agencies/judicial institutions, on cases of corruption and conflicts of interest.

During FY 2024-25, the Company did not report any such cases.

8. Number of days of accounts payables ((Accounts payable *365)/Cost of goods/services procured) in the following format:

Topic	FY 2024-25 (Current Financial Year)	FY 2023-24 (Previous Financial Year)
Number of days of accounts payables	40	67

9. Open-ness of business

Provide details of concentration of purchases and sales with trading houses, dealers, and related parties along-with loans and advances & investments, with related parties, in the following format:

Parameter	Metrics	FY 2024-25 (Current Financial Year)	FY 2023-24 (Previous Financial Year)
Concentration of Purchases	a. Purchases from trading houses as % of total	18.13%	47.65%
	b. Number of trading houses where purchases are made from	229	200
	c. Purchases from top 10 trading houses as % of total purchases from trading houses	85.25%	92.41%
Concentration of Sales	a. Sales to dealers/distributors as % of total sales	13.55%	9.32%
	b. Number of dealers/distributors to whom sales are made	3	2
	c. Sales to top 10 dealers/ Distributors as % of total sales to dealers/distributors	100%	100%
Share of RPTs In	a. Purchases (Purchases with related parties/Total Purchases)	0.31%	0.12%
	b. Sales (Sales to related parties/ Total Sales)	3.57%	9.64%
	c. Loans & advances (Loans & advances given to related parties/Total loans & advances)	Nil	-
	d. Investments (Investments in related parties/Total Investments made)	100%	100%

Leadership Indicators

1. Awareness programmes conducted for value chain partners on any of the NGRBC Principles during the financial year:

Total number of training and awareness programmes held	Topics/principles covered under the training and its impact	% age of persons in value chain covered by the awareness programmes
Not Available*		

*The Company has developed a plan of undertaking the awareness programmes for the value chain partners.

2. Does the entity have processes in place to avoid/manage conflict of interests involving members of the Board? (Yes/No) If Yes, provide details of the same.

Yes, the Company's Code of Conduct for Senior Management and Board of Directors outlines the process for preventing and managing conflicts of interest. While personal transactions or investments are not prohibited, senior management and board members must ensure that their personal interests do not compromise their ability to act in the organization's or the public's best interests.

This code, available on the Company's intranet, provides guidelines for senior management and board members concerning conflicts of interest in various areas, including:

- Employment and outside employment.
- Business interests.
- Related parties (disclosure standards, compliance with applicable laws, use of company assets and resources, confidentiality, and fair dealings).
- Acceptance of gifts and payments.

The Code of Conduct can be accessed at [Code of conduct for the Company's Board of Directors and the Senior Management Team – Anupam Rasayan](#).

PRINCIPLE 2: Businesses should provide goods and services in a manner that is sustainable and safe



Company has established a sustainability policy that acknowledges the contemporary challenges, such as climate change, and endeavors to employ mitigation strategies for a sustainable future for generations to come. The company strives to promote a clean environment and safe society by utilizing safe and resource-efficient technologies to reduce emissions and waste in its operations and those of its suppliers. Company aims to implement sustainable production and consumption practices that are vital for enhancing people's quality of life and preserving natural resources on the planet.

Essential Indicators

1. Percentage of R&D and capital expenditure (capex) investments in specific technologies to improve the environmental and social impacts of product and processes to total R&D and capex investments made by the entity, respectively.

Location	Type	FY 2024-25 (Current Financial Year)*	FY 2023-24 (Previous Financial Year)*	Details of improvement in social and environmental aspects
TANFAC Industries Limited	Research & Development (R&D)	19.29	17.53%	Environment friendly and energy conservation projects.
	Capital Expenditure (CAPEX)	80.71	82.47%	

2. a. Does the entity have procedures in place for sustainable sourcing? (Yes/No)

While we are committed to advancing, the Company will be developing its Sustainable Procurement Policy in the upcoming year, further demonstrating our dedication to responsible and ethical practices.

b. If yes, what percentage of inputs were sourced sustainably?

Nil

3. Describe the processes in place to safely reclaim your products for reusing, recycling and disposing at the end of life, for (a) Plastics (including packaging) (b) E-waste (c) Hazardous waste and (d) other waste.

The Company supplies customized chemicals tailored to meet our customers' specific requirements. We prioritize responsible end-of-life practices and advocate for adherence to industry best practices in product disposal.

4. Whether Extended Producer Responsibility (EPR) is applicable to the entity's activities (Yes/No). If yes, whether the waste collection plan is in line with the Extended Producer Responsibility (EPR) plan submitted to Pollution Control Boards? If not, provide steps taken to address the same.

Yes, We are applicable for EPR under Plastic Waste Management Rules. We are registered on CPCB plastic waste EPR portal and obtained Registration Certificate for the brand owner and importer entity type. We also comply with the Rules by completing the annual returns filing by fulfilling target obligations.

Leadership Indicators

1. Has the entity conducted Life Cycle Perspective/Assessments (LCA) for any of its products (for manufacturing industry) or for its services (for service industry)? If yes, provide details in the following format?

NIC Code	Name of Product/Service	% of total Turnover contributed	Boundary for which the Life Cycle Perspective/Assessment was conducted	Whether conducted by independent external agency (Yes/No)	Results communicated in public domain (Yes/No) If yes provide web-link
NA					

2. If there are any significant social or environmental concerns and/or risks arising from production or disposal of your products/services, as identified in the Life Cycle Perspective/Assessments (LCA) or through any other means, briefly describe the same along-with action taken to mitigate the same.

Sr.	Name of the product	Description of the risk	Action Taken
NA			

3. Percentage of recycled or reused input material to total material (by value) used in production (for manufacturing industry) or providing services (for service industry).

Indicate input material	Recycled or re-used input material to total material	
	FY 2024-25 (Current Financial Year)	FY 2023-24 (Previous Financial Year)
Lime sludge	1.30%	1.30%
Sulfur sludge	0.02%	0.12%

4. Of the products and packaging reclaimed at end of life of products, amount (in metric tonnes) reused, recycled, and safely disposed, as per the following format:

Product	FY 2024-25 (Current FY)			FY 2023-24 (Previous FY)		
	Reused	Recycled	Safely Disposed	Reused	Recycled	Safely Disposed
Plastics (including packaging)	Nil	Nil	Nil	Nil	Nil	Nil
E-waste	Nil	Nil	Nil	Nil	Nil	Nil
Hazardous waste	Nil	Nil	Nil	Nil	Nil	Nil
Other waste	Nil	Nil	Nil	Nil	Nil	Nil

5. Reclaimed products and their packaging materials (as percentage of products sold) for each product category.

Indicate product category	Reclaimed products and their packaging materials as % of products sold for their respective category
Nil	Nil

PRINCIPLE 3: Businesses should respect and promote the well-being of all employees, including those in their value chains

Promoting equitable treatment and dignity for employees and workers within the Company and value chains is a crucial aspect of responsible and sustainable business practices. The commitment of safeguarding the health and safety of the workforce demonstrates a focus on their well-being and underscores the importance of providing a safe work environment. Implementing policies, processes, and systems that empower the workforce is a proactive step towards ensuring equal opportunities, fair working conditions, pay, and career development. By establishing transparent and inclusive practices, the Company promotes a sense of trust, motivation, and loyalty among your workforce.



Essential Indicators

1. a. Details of measures for the well-being of employees:

Category	% of employees covered by										
	Total (A)	Health Insurance		Accident Insurance		Maternity Benefits		Paternity Benefits		Day Care Facilities	
		No. (B)	% (B/A)	No. (C)	%(C/A)	No.(D)	%(D/A)	No.(E)	%(E/A)	No. (F)	%(F/A)
Permanent Employees											
Male	165	165	100%	165	100%	0	0%	165	100%	165	100%
Female	4	4	100%	4	100%	4	100%	0	0%	4	100%
Total	169	169	100%	169	100%	4	2.37%	165	97.63%	169	100%
Other than Permanent Employees											
Male	0	0	0%	0	0%	0	0%	0	0%	NA	NA
Female	0	0	0%	0	0%	0	0%	0	0%	NA	NA
Total	0	0	0%	0	0%	0	0%	0	0%	NA	NA

b. Details of measures for the well-being of workers:

Category	% of employees covered by										
	Total (A)	Health Insurance		Accident Insurance		Maternity Benefits		Paternity Benefits		Day Care Facilities	
		No. (B)	% (B/A)	No. (C)	% (C/A)	No. (D)	% (D/A)	No. (E)	% (E/A)	No. (F)	% (F/A)
Permanent Workers											
Male	9	9	100%	9	100%	0	0%	9	100%	9	100%
Female	0	0	0%	0	0%	0	0%	0	0%	0	0%
Total	9	9	100%	9	100%	0	0%	9	100%	9	100%
Other than Permanent Workers											
Male	372	0	0%	372	100%	0	0%	NA	NA	NA	NA
Female	9	0	0%	9	100%	9	100%	NA	NA	NA	NA
Total	381	0	0%	381	100%	9	2.36%	NA	NA	NA	NA

c. Spending on measures towards well-being of employees and workers (including permanent and other than permanent) in the following format:

Topic	FY 2024-25 (Current Financial Year)	FY 2023-24 (Previous Financial Year)
Cost incurred on wellbeing measures as a % of total revenue of the company	4.11%	5.37%

2. Details of retirement benefits, for Current FY and Previous Financial Year:

Sr. No.	Benefits	FY 2024-25 (Current FY)			FY 2023-24 (Previous FY)			FY 2022-23 (Previous FY)		
		No. of employees covered as a % of total employees	No. of workers covered as a % of total worker	Deducted and deposited with the authority (Y/N/N.A.)	No. of employees covered as a % of total employees	No. of workers covered as a % of total worker	Deducted and deposited with the authority (Y/N/N.A.)	No. of employees covered as a % of total employees	No. of workers covered as a % of total worker	Deducted and deposited with the authority (Y/N/N.A.)
1.	PF	100%	100%	Yes	100%	100%	Yes	100%	100%	Yes
2.	Gratuity	100%	100%	Yes	100%	100%	Yes	100%	100%	Yes
3.	ESI	0%	0%	Yes	0%	0%	Yes	0.8%	0%	Yes

3. Accessibility of workplaces: Are the premises/offices of the entity accessible to differently abled employees and workers, as per the requirements of the Rights of Persons with Disabilities Act, 2016? If not, whether any steps are being taken by the entity in this regard.

In accordance with the Rights of Persons with Disabilities Act, 2016, the Company has ensured that its premises are accessible to differently-abled employees and workers. This support ensures that every individual feels valued and included, irrespective of their abilities.

4. Does the entity have an equal opportunity policy as per the Rights of Persons with Disabilities Act, 2016? If so, provide a web-link to the policy.

Yes, the Company has implemented a policy aligned with the Rights of Persons with Disabilities Act 2016 and its associated Rules, accessible to all employees via the Company's local intranet. This policy underscores our commitment to fostering inclusivity and addressing the needs of differently-abled individuals in the workplace.

5. Return to work and Retention rates of permanent employees and workers that took parental leave.

Gender	Permanent Employees		Permanent Workers	
	Return to work rate	Retention Rate	Return to work rate	Retention Rate
Male	NA	NA	NA	NA
Female	NA	NA	NA	NA
Total	NA	NA	NA	NA

6. Is there a mechanism available to receive and redress grievances for the following categories of employees and workers? If yes, give details of the mechanism in brief.

Category	Yes/No	Details of the mechanism in brief
Permanent Workers	Yes	Yes, the Company has a well-defined grievance mechanism that allows any member of the workforce to address their concerns through the designated process. If dissatisfied with the resolution, employees, including workers, have the opportunity to escalate grievances directly to their reporting manager or even the managing director, ensuring accessibility to discuss any organizational matters of concern.
Other than Permanent Workers		
Permanent Employees		
Other than Permanent Employees		

7. Membership of employees and worker in association(s) or Unions recognized by the listed entity:

Category	FY 2024-25 (Current FY)			FY 2023-24 (Previous FY)		
	Total employees/workers in respective category (A)	No. of employees/workers in respective category, who are part of association(s) or Union (B)	% (B/A)	Total employees/workers in respective category (C)	No. of employees/workers in respective category, who are part of association(s) or Union (D)	% (D/C)
Permanent Employees						
Male	Nil	Nil	Nil	Nil	Nil	Nil
Female	Nil	Nil	Nil	Nil	Nil	Nil
Total	Nil	Nil	Nil	Nil	Nil	Nil
Permanent Workers						
Male	9	9	100%	9	9	100%
Female	Nil	Nil	Nil	Nil	Nil	Nil
Total	9	9	100%	9	9	100%

The company's workers are members of the Tanfac Employees Union, affiliated with CITU.

8. Details of training given to employees and workers:

Category	FY 2024-25 (Current FY)					FY 2023-24 (Previous FY)				
	Total (A)	On Health and safety measures		On Skill upgradation		Total (A)	On Health and safety measures		On Skill upgradation	
		No. (B)	% (B/A)	No. (C)	% (C/A)		No. (B)	% (B/A)	No. (C)	% (C/A)
Employees										
Male	165	165	100%	165	100%	129	98	75.97%	125	96.89%
Female	4	4	100%	4	100%	5	3	60%	3	60%
Total	169	169	100%	169	100%	134	101	75.37%	128	95.52%
Workers										
Male	9	9	100%	9	100%	9	5	55.55%	8	88.88%
Female	0	0	0%	0	100%	0	0	0%	0	0
Total	9	9	100%	9	100%	9	5	55.55%	8	88.88%

9. Details of performance and career development reviews of employees and worker:

Category	FY 2024-25 (Current FY)			FY 2023-24 (Previous FY)		
	Total (A)	No. (B)	% (B/A)	Total (C)	No. (D)	% (D/C)
Employees						
Male	165	165	100%	129	129	100%
Female	4	4	100%	5	5	100%
Total	169	169	100%	134	134	100%
Workers						
Male	9	9	100%	9	9	100%
Female	0	0	0%	0	0	0%
Total	9	9	100%	9	9	100%

10. Health and safety management system:

a.	Whether an occupational health and safety management system has been implemented by the entity? (Yes/No) If yes, the coverage such system?	Yes, the health and safety management system, ISO 45001:2018, is implemented uniformly across all sites, including new ones.
b.	What are the processes used to identify work-related hazards and assess risks on a routine and non-routine basis by the entity?	<div>The Company has established comprehensive methodologies for hazard identification and assessment, aimed at identifying work-related hazards in both routine and non-routine activities:</div> <div><div><div>• Process-Related Hazards: The Company uses Hazard Operability (HAZOP) to ensure thorough identification and assessment.</div><div>• Routine and Non-Routine Activities: These are managed through the implementation of Hazard Identification and Risk Assessment (HIRA) procedures.</div><div>• Exposure-Related Activities: Health Risk Assessment (HRA) is conducted to identify and evaluate these activities.</div></div></div>
c.	Whether you have processes for workers to report the work-related hazards and to remove themselves from such risks. (Yes/No)	Yes, the Company has a robust incident reporting procedure in place, including provisions for training on accident reporting. This training covers the reporting of accidents, near-misses, unsafe acts, and unsafe conditions.
d.	Do the employees/worker of the entity have access to non-occupational medical and healthcare services? (Yes/No)	Yes

11. Details of safety related incidents, in the following format:

Safety Incident/Number	Category	FY 2024-25 (Current FY)	FY 2023-24 (Previous FY)
Lost Time Injury Frequency Rate (LTIFR) (per one million-person hours worked)	Employees	1.35	0
	Workers	0.67	0
Total recordable work-related injuries	Employees	2	0
	Workers	1	0
No. of fatalities	Employees	1	0
	Workers	0	0
High consequence work-related injury or ill-health (excluding fatalities)	Employees	0	0
	Workers	0	0

12. Describe the measures taken by the entity to ensure a safe and healthy workplace.

The Company has established comprehensive methodologies for hazard identification and assessment to address work-related hazards, including both routine and non-routine activities. Specific methods are employed for thorough evaluations of different types of hazards:

1. **Hazard and Operability (HAZOP):** Used for process-related hazards.
2. **Hazard Identification and Risk Assessment (HIRA):** Applied to routine and non-routine activities.
3. **Health Risk Assessment (HRA):** Implemented to identify and address exposure-related activities.
4. **Job Safety Analysis (JSA):** Implemented to identify hazard and implementation of risk control measures before execution of each maintenance activity for safe execution of work.

Additionally, the Company conducts regular site reviews, inspections, and audits to evaluate safety preparedness and identify areas for improvement. Recognizing the importance of continuous training, the Company provides regular occupational health and safety training to employees. This training ensures employees are aware of potential risks, safety protocols, and best practices, enhancing their ability to handle various workplace situations.

During this year, the Company has:

- Undertaken internal and external audits to systematically and comprehensively evaluate its occupational health and safety practices, policies, and procedures.

- Prioritized employee training in occupational health and safety, providing regular sessions that amounted to an average of 53.06hours per employee.

13. Number of Complaints on the following made by employees and workers:

Topic	FY 2024-25 (Current Financial Year)			FY 2023-2024 (Previous Financial Year)		
	Filed during the year	Pending resolution at the end of year	Remarks	Filed during the year	Pending resolution at the end of year	Remarks
Working Conditions	Nil	NA	NA	Nil	NA	NA
Health & Safety	Nil	Nil		Nil	Nil	

14. Assessments for the year:

Topic	Percentage of your plants and offices that were assessed (by entity or statutory authorities or third parties)
Health and safety practices	100%
Working Conditions	

15. Provide details of any corrective action taken or underway to address safety-related incidents (if any) and on significant risks/concerns arising from assessments of health & safety practices and working conditions.

The assessments conducted for health and safety practices and working conditions did not highlight any major concerns this financial year. However, the Company continues to actively pursue Hazard Identification and Risk Assessment (HIRA) for routine and non-routine activities, as well as Health Risk Assessment (HRA) and Job Safety Analysis (JSA) for identifying exposure-related activities.

Leadership Indicators

1. Does the entity extend any life insurance or any compensatory package in the event of death of (A) Employees (Y/N) (B) Workers (Y/N).

- a. Employees (Yes/No): Yes
- b. Workers (Yes/No): Yes

2. Provide the measures undertaken by the entity to ensure that statutory dues have been deducted and deposited by the value chain partners

The Company has implemented essential systems, such as General Conditions and Contracts, which mandate contractors and vendors to deduct and deposit statutory dues, ensuring compliance with regulatory requirements. Additionally, the Company conducts periodic reviews of its vendors to verify that dues related to GST (Goods and Services Tax), PF (Provident Fund), and ESIC (Employee's State Insurance Corporation) are properly deducted and deposited according to applicable norms.

These measures reflect the Company's commitment to upholding legal and financial responsibilities, fostering a transparent and compliant relationship with its contractors and vendors.

3. Provide the number of employees/workers having suffered high consequence work related injury/ ill-health/fatalities (as reported in Q11 of Essential Indicators above), who have been rehabilitated and placed in suitable employment or whose family members have been placed in suitable employment:

Category	Total no. of affected employees/workers		No. of employees/workers that are rehabilitated and placed in suitable employment or whose family members have been placed in suitable employment	
	Current FY 2024-25	Previous FY 2023-24	Current FY 2024-25	Previous FY 2023-24
Employees	1	Nil	1	Nil
Workers	Nil	Nil	Nil	Nil

4. Does the entity provide transition assistance programs to facilitate continued employability and the management of career endings resulting from retirement or termination of employment? (Yes/No).

No, the Company doesn't provide such assistance programs.

5. Details on assessment of value chain partners:

Topic	% of value chain partners (by value of business done with such partners) that were assessed
Health and safety practices	The Company is actively developing a plan of undertaking the process of assessment of the value chain partners in the current financial year.
Working Conditions	

6. Provide details of any corrective actions taken or underway to address significant risks/concerns arising from assessments of health and safety practices and working conditions of value chain partners.

Not applicable.

PRINCIPLE 4: Businesses should respect the interests of and be responsive to all its stakeholders



At our company, we recognize the importance of our stakeholders and their interests, including those who are vulnerable and marginalized. We prioritize engaging with our stakeholders and valuing their feedback through comprehensive policies and processes. Our goal is to create positive impact and maximize value for our stakeholders through our activities, products, processes, and decisions. By working collaboratively with our stakeholders, we aim to build a stronger society and uplift our business.

Essential Indicators

1. Describe the processes for identifying key stakeholder groups of the entity:

Key stakeholders are individuals or groups impacted directly or indirectly by the company's operations and activities. We engage with them regularly for purposes such as reporting, relationship building, and business interactions.

2. List stakeholder groups identified as key for your entity and the frequency of engagement with each stakeholder group:

Stakeholder Group	Whether identified as a Vulnerable & Marginalized Group (Yes/No)	Channels of communication (Email, SMS, Newspaper, Pamphlets, Advertisement, Community Meetings, Notice Board, Website), Other	Frequency of engagement (Annually/Half yearly/Quarterly/others – please specify)	Purpose and scope of engagement including key topics and concerns raised during such engagement
Customers	No	1. Feedback from customers 2. Surveys on customer satisfaction 3. Communication via phone calls, emails, and meetings 4. Execution of signed contracts 5. Participation in exhibitions and events 6. Customer visits and audits 7. Information available on websites	As and When Required	1. On-time delivery 2. Product quality 3. Pricing 4. Post-sales support 5. Product certifications 6. Environmental, health, and safety (EHS) management systems

2. List stakeholder groups identified as key for your entity and the frequency of engagement with each stakeholder group: (Contd.)

Stakeholder Group	Whether identified as a Vulnerable & Marginalized Group (Yes/No)	Channels of communication (Email, SMS, Newspaper, Pamphlets, Advertisement, Community Meetings, Notice Board, Website), Other	Frequency of engagement (Annually/Half yearly/Quarterly/others – please specify)	Purpose and scope of engagement including key topics and concerns raised during such engagement
Employees	No	1. Communication through emails and meetings 2. Surveys on employee satisfaction 3. Training programs 4. Reviews during performance appraisals 5. Mechanisms for grievance redressal	As and When Required	1. Fair compensation and rewards 2. Work-life balance 3. Training and skill development 4. Opportunities for career growth 5. Occupational health and safety 6. Job security 7. Clear and transparent communication
Suppliers	No	1. Communication through emails and meetings 2. Evaluation of vendors 3. Execution of signed contracts	As and When Required	1. Prompt payment 2. Order continuity 3. Building capacity 4. Transparency
Communities	No	1. Training & Workshops, 2. Regular meetings, 3. Need assessment & Satisfaction surveys, 4. CSR reports	As and When Required	1. Local Employment, 2. Environmental pollution control, 3. Infrastructure development, 4. Training & livelihood programs, 5. Participation in social services
Investors & Shareholders	No	1. Shareholders Meetings, 2. Publishing requisite notices/press releases/ other communications through Newspapers Advertisements/e-mails/ websites, 3. Annual Reports, 4. Company's Website/ dissemination of requisite information on website of stock exchanges and depositories, 5. Investor interactions/Calls	As and When Required	1. Sustainable growth & returns, 2. Risk Management, 3. Corporate Governance, 4. Market Share, 5. Operational Performance

2. List stakeholder groups identified as key for your entity and the frequency of engagement with each stakeholder group: (Contd.)

Stakeholder Group	Whether identified as Vulnerable & Marginalized Group (Yes/No)	Channels of communication (Email, SMS, Newspaper, Pamphlets, Advertisement, Community Meetings, Notice Board, Website), Other	Frequency of engagement (Annually/Half yearly/Quarterly/others – please specify)	Purpose and scope of engagement including key topics and concerns raised during such engagement
Governments and Regulatory Bodies	No	1. Annual Reports,	As and When Required	
		2. Statutory filings,		
		3. Communication with regulatory bodies,		
		4. Formal Dialogues		
Media	No	1. social media,	As and when required	
		2. Press releases,		
		3. Interviews,		
		4. Website		

Leadership Indicators

1. Provide the processes for consultation between stakeholders and the Board on economic, environmental, and social topics or if consultation is delegated, how is feedback from such consultations provided to the Board.

The Company prioritizes the diverse goals of its stakeholders and interacts with them through tailored communication channels that suit their preferences and relevance.

The Stakeholders Relationship Committee plays a crucial role in fostering productive engagement and addressing any emerging issues. Furthermore, the committee consistently reviews initiatives aimed at improving stakeholder interaction.

2. Whether stakeholder consultation is used to support the identification and management of environmental, and social topics (Yes/No). If so, provide details of instances as to how the inputs received from stakeholders on these topics were incorporated into policies and activities of the entity.

PRINCIPLE 5: Businesses should respect and promote human rights



The Company is actively steering a work environment that is free from harassment and discrimination and fosters a healthy and inclusive workplace. The commitment of developing robust policies and systems demonstrates the dedication towards ensuring the well-being and empowerment of the workforce. Conducting training and awareness programs which encompasses aspects like dignity, well-being, and human rights further reinforces the importance of treating every stakeholder with respect and fairness.

Yes, stakeholder consultation is integral to identifying and managing environmental and social issues. The business identifies stakeholders based on its experience, knowledge, sectoral landscape, and organizational influence.

3. Provide details of instances of engagement with, and actions taken to, address the concerns of vulnerable/marginalized stakeholder groups.

Each neighbourhood near our factories is viewed as a critical stakeholder due to the energy, water, and raw materials we consume, as well as the emissions and waste we generate. We recognize the immediate and indirect socioeconomic and environmental impacts on these communities. Our dedication to Corporate Social Responsibility is an opportunity to maximize positive outcomes and minimize negative ones. For example, we are committed to empowering vulnerable and marginalized groups through education and skill development programs. Additionally, the Company strengthens its bond with the local community by organizing various events such as community drives, women's day celebrations, cricket tournaments, and road safety campaigns. These initiatives underscore our firm commitment to social responsibility and creating a better future for everyone.

Essential Indicators

1. Employees and workers who have been provided training on human rights issues and policy(ies) of the entity, in the following format:

Category	FY 2024-25 (Current FY)			FY 2023-24 (Previous FY)		
	Total (A)	No. of employees/workers covered (B)	% (B/A)	Total (C)	No. of employees/workers covered (D)	% (D/C)
Employees						
Permanent	169	169	100%	134	17	12.69%
Other than permanent	0	0	0%	0	0	0%
Total	169	169	100%	134	17	12.69%
Workers						
Permanent	9	0	0%	9	0	0%
Other than permanent	381	0	0%	382	0	0%
Total	390	0	0%	391	0	0%

2. Details of minimum wages paid to employees and workers, in the following format:

Category	FY 2024-25 (Current FY)					FY 2023-24 (Previous FY)				
	Total (A)	Equal to Minimum Wage		More than Minimum Wage		Total (D)	Equal to Minimum Wage		More than Minimum Wage	
		No. (B)	% (B/A)	No. (C)	% (C/A)		No. (E)	% (E/D)	No. (F)	% (F/D)
Employees										
Permanent										
Male	165	NA	NA	165	100%	129	NA	NA	129	100%
Female	4	NA	NA	4	100%	5	NA	NA	5	100%
Other than Permanent										
Male	0	NA	NA	0	0%	0	NA	NA	0	0%
Female	0	NA	NA	0	0%	0	NA	NA	0	0%
Workers										
Permanent										
Male	9	NA	NA	9	100%	9	NA	NA	9	100%
Female	0	NA	NA	0	0%	0	NA	NA	0	0%
Other than Permanent										
Male	371	284	76.55%	87	23.45%	382	298	78.02%	84	21.98%
Female	9	9	100%	0	0%	10	10	100%	0	0%

3. Details of remuneration/salary/wages:**a. Median remuneration/wages:**

Category	Male		Female	
	Number	Median remuneration/ salary/wages of respective category (INR in Lacs)	Number	Median remuneration/ salary/wages of respective category (INR in Lacs)
Board of Directors (BoD)				
A) Executive Directors	1	NA	0	NA
B) Non - Executive Non - Independent Director	2	NA	1	NA
C) Non - Executive Independent Director	4	NA	0	NA
Key Managerial Personnel	3	231.67	0	NA
Employees other than BoD and KMP	162	1309.50	4	21.24
Workers	9	36.72	0	NA

b. Gross wages paid to females as % of total wages paid by the entity, in the following format:

Topic	FY 2024-25 (Current Financial Year)	FY 2023-24 (Previous Financial Year)
Gross wages paid to females as % of total wages	1.378%	1.88%

4. Do you have a focal point (Individual/Committee) responsible for addressing human rights impacts or issues caused or contributed to by the business? (Yes/No)

Yes, the Company places a strong emphasis on safeguarding and advancing fundamental human rights for all employees and workers. The proactive efforts of the HR department in addressing human rights impacts or issues stemming from the Company's operations are highly commendable.

5. Describe the internal mechanisms in place to redress grievances related to human rights issues.

Yes, the Company has established a structured approach to addressing human rights grievances. Employees have a dedicated channel through the human resource department to submit such concerns.

If an employee is dissatisfied with the resolution provided by HR, the Company's open-door policy enables them to escalate the matter to the managing director's office. Additionally, the Company ensures the confidentiality and protection of the employee's identity throughout the entire grievance handling process. This is supported by the Whistle blower Mechanism Policy, which safeguards the anonymity of the employee, promoting a secure environment for reporting sensitive issues.

6. Number of Complaints on the following made by employees and workers:

	FY 2024-25 (Current Financial Year)			FY 2023-24 (Previous Financial Year)		
	Filed during the year	Pending resolution at the end of year	Remarks	Filed during the year	Pending resolution at the end of year	Remarks
Sexual Harassment	Nil	NA	NA	Nil	NA	NA
Discrimination at workplace	Nil	NA	NA	Nil	NA	NA
Child Labour	Nil	NA	NA	Nil	NA	NA
Forced Labour/Involuntary Labour	Nil	NA	NA	Nil	NA	NA
Wages	Nil	NA	NA	Nil	NA	NA
Other human rights related issues	Nil	NA	NA	Nil	NA	NA

7. Complaints filed under the Sexual Harassment of Women at Workplace (Prevention, Prohibition and Redressal) Act, 2013, in the following format:

Topic	FY 2024-25 (Current Financial Year)	FY 2023-24 (Previous Financial Year)
Total Complaints reported under Sexual Harassment on of Women at Workplace (Prevention, Prohibition and Redressal) Act, 2013 (POSH)	Nil	Nil
Complaints on POSH as a % of female employees/workers	Nil	Nil
Complaints on POSH upheld	Nil	Nil

8. Mechanisms to prevent adverse consequences to the complainant in discrimination and harassment cases.

The Company's whistle-blower Mechanism Policy and Prevention of Sexual Harassment (POSH) policy both incorporate measures to prevent adverse consequences for complainants involved in cases of discrimination and harassment. These policies underscore the importance of maintaining confidentiality throughout the investigation process. Additionally, robust safeguards are implemented to shield complainants from any potential victimization.

The Company is firm in its commitment to prevent any form of retaliation against whistle-blowers due to their disclosures. To facilitate a smoother process for Protected Disclosures, the Company ensures that appropriate safeguards are in place. Confidentiality is upheld to the fullest extent possible and in accordance with legal requirements to safeguard the identity of the whistle-blower.

9. Do human rights requirements form part of your business agreements and contracts? (Yes/No)

Yes, the Company includes human rights issues in its well-structured supplier code of conduct, which forms an integral part of business agreements and contracts.

10. Assessments for the year:

	% of your plants and offices that were assessed (by entity or statutory authorities or third parties)
Child labor	Nil
Forced/involuntary labor	Nil
Sexual harassment	Nil
Discrimination at workplace	Nil
Wages	Nil
Others - please specify	-

11. Provide details of any corrective actions taken or underway to address significant risks/concerns arising from the assessments at Question 10 above.

No concerns have been identified that necessitate any corrective action.

Leadership Indicators**1. Details of a business process being modified/introduced as a result of addressing human rights grievances/complaints.**

The Company has not modified/introduced business processes in response to grievances/complaints related to Human Rights.

2. Details of the scope and coverage of any Human rights due diligence conducted.

The Company conducts a thorough internal Human Rights Due Diligence process on a quarterly basis. This procedure is designed to identify, prevent, and address actual or potential human rights impacts arising from its own activities or those of its stakeholders.

3. Is the premise/office of the entity accessible to differently abled visitors, as per the requirements of the Rights of Persons with Disabilities Act, 2016?

In accordance with the Rights of Persons with Disabilities Act, 2016, the Company has made its premises accessible to visitors with disabilities. This support ensures that every individual feels valued and included, irrespective of their abilities.

4. Details on assessment of value chain partners:

The Company is currently in the process of developing a plan to assess its value chain partners.

% of value chain partners (by value of business done with such partners) that were assessed	
Child labour	The Company acknowledges the significance of maintaining ethical working conditions and upholding human rights throughout its supply chain. In pursuit of this goal, the Company is currently developing a rigorous assessment framework aimed at identifying specific suppliers or subcontractors that may not meet accepted standards for working conditions and human rights.
Forced/involuntary labour	
Sexual harassment	
Discrimination at workplace	
Wages	To address these concerns, the Company is executing an active mitigation plan through its updated Supplier Policy. This policy mandates that all suppliers and vendors adhere strictly to the Company's standards regarding labour practices, health and safety, ethical conduct, and environmental responsibility.
Others – please specify	

5. Provide details of any corrective actions taken or underway to address significant risks/concerns arising from the assessments at Question 4 above.

Not Applicable

PRINCIPLE 6: Businesses should respect and make efforts to protect and restore the environment



We are dedicated to promoting sustainable progress and improving societal well-being in the long run. We believe in a comprehensive approach to managing natural resources that aligns with our business goals. We are cognizant of our impact on the triple bottom line: people, planet, and profit. Therefore, we have implemented initiatives to turn our policies and commitments into concrete actions that minimize our environmental impact. We take our responsibility to raise environmental awareness seriously through our operations and community relationship. We are committed to making our operations more sustainable and environmentally friendly.

Essential Indicators

1. Details of total energy consumption (in Joules or multiples) and energy intensity, in the following format:

Parameter	FY 2024-25 (Current Financial Year)	FY 2023-24 (Previous Financial Year)
From renewable sources		
Total electricity consumption (A) (in GJ)	Nil	Nil
Total fuel consumption (B) (in GJ)	Nil	Nil
Energy consumption through other sources © (in GJ)	Nil	Nil
Total energy consumption (A+B+C) (in GJ)	Nil	Nil
From non-renewable sources		
Total electricity consumption (D)	25904	13592
Total fuel consumption (E)	356522	132177

1. Details of total energy consumption (in Joules or multiples) and energy intensity, in the following format: (Contd.)

Parameter	FY 2024-25 (Current Financial Year)	FY 2023-24 (Previous Financial Year)
Energy consumption through other sources (F)	59917	55001
Total energy consumed from nonrenewable Sources (D+E+F)	442343	200770
Total energy consumed (A+B+C+D+E+F)	442343	200770
Energy intensity per rupee of turnover (Total energy consumption/Revenue from operations) (in GJ per INR)	0.0000794	0.0000521
Energy intensity per rupee of turnover adjusted for Purchasing Power Parity (PPP) (Total energy consumed/Revenue from operations adjusted for PPP)	0.001641	0.0043452
Energy intensity in terms of physical output	0.00371	0.001662459
Energy intensity (optional) – the relevant metric may be selected by the entity	-	-

Note: Indicate if any independent assessment/evaluation/assurance has been carried out by an external agency? (Y/N) If yes, name of the external agency. Independent assurance has been carried out by TÜV SÜD SOUTH ASIA PVT. LTD.

2. Does the entity have any sites/facilities identified as designated consumers (DCs) under the Performance, Achieve and Trade (PAT) Scheme of the Government of India? (Y/N) If yes, disclose whether targets set under the PAT scheme have been achieved. In case targets have not been achieved, provide the remedial action taken, if any.

NA. The Company does not operate any sites or facilities designated as designated consumers (DCs) under the Performance, Achieve and Trade (PAT) Scheme of the Government of India. Therefore, no targets have been established under the PAT scheme.

3. Provide details of the following disclosures related to water, in the following format:

Parameter	FY 2024-25 (Current Financial Year)	FY 2023-24 (Previous Financial Year)
Water withdrawal by source (in kiloliters)		
(i) Surface water	0	0
(ii) Groundwater	0	0
(iii) Third party water	5,73,755	4,68,265
(iv) Seawater/desalinated water	0	0
(v) Others (Rainwater storage)	0	0
Total volume of water withdrawal (in kiloliters) (I + ii + iii + iv + v)	5,73,755	4,68,265
Total volume of water consumption (in kiloliters)	5,03,646	3,62,180
Water intensity per rupee of turnover (Water consumed/ Revenue from operations) (liters per INR)	0.00009042	0.09402
Water intensity per rupee of turnover adjusted for Purchasing Power Parity (PPP) (Total water consumption/Revenue from operations adjusted for PPP) (KL per USD)	0.00187	0.007838642
Water intensity in terms of physical output	0.0042	0.002999001

3. Provide details of the following disclosures related to water, in the following format: (Contd.)

Parameter	FY 2024-25 (Current Financial Year)	FY 2023-24 (Previous Financial Year)
Water intensity (optional) – the relevant metric may be selected by the entity	-	-

Note: Indicate if any independent assessment/evaluation/assurance has been carried out by an external agency? (Y/N) If yes, name of the external agency. Independent assurance has been carried out by TÜV SÜD SOUTH ASIA PVT. LTD.

4. Provide the following details related to water discharged:

Parameter	Unit	FY 2024-25 (Current Financial Year)	FY 2023-24 (Previous Financial Year)
Water discharge by destination and level of treatment (in kilolitres)			
(i) Into Surface water	m ³	-	-
- No treatment	m ³	-	-
- With treatment	m ³	-	-
(ii) Into Groundwater	m ³	-	-
- No treatment	m ³	-	-
- With treatment	m ³	-	-
(iii) Into Seawater	m ³	-	-
- No treatment	m ³	-	-
- With treatment	m ³	-	-
(iv) Sent to third-parties	KL	-	-
- No treatment	m ³	-	-
- With treatment – We have primary, secondary (MEE & ATFD) and tertiary treatment facility available for effluent treatment after stream segregation at source.	KL	70,109	1,06,085
(v) Others	m ³	-	-
- No treatment	m ³	-	-
- With treatment	m ³	-	-
Total water discharged (in kilolitres)	KL	70,109	1,06,085

Note: Indicate if any independent assessment/evaluation/assurance has been carried out by an external agency? (Y/N) If yes, name of the external agency. Independent assurance has been carried out by TÜV SÜD SOUTH ASIA PVT. LTD.

5. Has the entity implemented a mechanism for Zero Liquid Discharge? If yes, provide details of its coverage and implementation.

Yes, we discharge treated effluent containing inorganic compounds through a common discharge system in compliance with defined norms. Additionally, we have a Zero Liquid Discharge System (ZLDS) for Synthetic Organic Consent Product, incorporating a Multiple Effect Evaporator system.

6. Please provide details of air emissions (other than GHG emissions) by the entity, in the following format:

Parameter	Please specify unit	FY 2024-25 (Current Financial Year)	FY 2023-24 (Previous Financial Year)
NOx	Tonne/Year	40.67	13
SOx	Tonne/Year	64.85	30
Particulate matter (PM)	Tonne/Year	22.77	8
Persistent organic pollutants (POP)	NA	NA	NA
Volatile organic compounds (VOC)	NA	NA	NA
Hazardous air pollutants (HAP)	NA	NA	NA
Others – please specify	NA	NA	NA

Note: Indicate if any independent assessment/evaluation/assurance has been carried out by an external agency? (Y/N) If yes, name of the external agency. Independent assurance has been carried out by TÜV SÜD SOUTH ASIA PVT. LTD.

7. Provide details of greenhouse gas emissions (Scope 1 and Scope 2 emissions) & its intensity, in the following format:

Parameter	Unit	FY 2024-25 (Current Financial Year)	FY 2023-24 (Previous Financial Year)
Total Scope 1 emissions (Break-up of the GHG into CO₂, CH₄, N₂O, HFCs, PFCs, SF₆, NF₃, if available)	tCO ₂ e	29922	9896
Total Scope 2 emissions (Break-up of the GHG into CO₂, CH₄, N₂O, HFCs, PFCs, SF₆, NF₃, if available)	tCO ₂ e	5232	2704
Total Scope 1 and Scope 2 Emissions per rupee of turnover (Total Scope 1 and Scope 2 GHG emissions/Revenue from operations)	t CO ₂ e/Rs	0.00000631	0.00327082
Total Scope 1 and Scope 2 emission intensity per rupee of turnover adjusted For Purchasing Power Parity (PPP) (Total Scope 1 and Scope 2 GHG emissions/Revenue from operations adjusted for PPP)	Kg CO ₂ e/\$ US	0.000130	0.00027270
Total Scope 1 and Scope 2 emission intensity in terms of physical output		0.00030	0.10433325
Total Scope 1 and Scope 2 emission intensity (optional) – the relevant metric may be selected by the entity		-	-

Note: Indicate if any independent assessment/evaluation/assurance has been carried out by an external agency? (Y/N) If yes, name of the external agency. Independent assurance has been carried out by TÜV SÜD SOUTH ASIA PVT. LTD.

8. Does the entity have any project related to reducing Green House Gas emission? If Yes, then provide details

Yes, at Tanfac, we take our responsibility towards the environment seriously. In line with this:

- Energy Conservation measures implemented, which resulted in CO₂ Equivalent reduction of 247.76 MT of CO₂ in FY'25. This is equivalent to planting mature trees of 11,263 trees/yr.

9. Provide details related to waste management by the entity, in the following format:

Parameter	FY 2024-25 (Current Financial Year)	FY 2023-24 (Previous Financial Year)
Total Waste generated (in metric tonnes)		
Plastic waste (A)	120.56	97
E-waste (B)	0	0.45
Bio-medical waste (C)	0.006875	0.02
Construction and demolition waste (D)	Nil	Nil
Battery waste (E)		Nil
Radioactive waste (F)	Nil	Nil
Other Hazardous waste. Please specify, if any. (G)	1,188	1531
Other Non-hazardous waste generated (H). Please specify, if any. (Break-up by composition i.e., by materials relevant to the sector)	390	593
Total (A + B + C + D + E + F + G + H)	1,699	2221
Waste intensity per rupee of turnover (Total waste generated/Revenue from operations)	0.000000305	0.000000577
Waste intensity per rupee of turnover adjusted for Purchasing Power Parity (PPP) (Total waste generated/ Revenue from operations adjusted for PPP)	0.000006300	0.000048069
Waste intensity in terms of physical output	0.0000143	0.018390805
Waste intensity (optional) – the relevant metric may be selected by the entity	-	-
For each category of waste generated, total waste recovered through recycling, re-using or other recovery operations (in metric tonnes)		
Category of waste		
(i) Re-used	35,631	30,502
(ii) Re-used by product	0	0
(iii) Steam Condensate reuse	91,314	1,05,944
(iv) Recycled	664	440
(v) Coprocessing	267	799
(vi) Non-Hazardous waste	384	593
Total	1,28,260	1,38,278
For each category of waste generated, total waste disposed by nature of disposal method		
(i) Incineration	Nil	Nil
(ii) Landfilling	64	217
(iii) Other disposal operations	Nil	Nil
Total	64	217

Note: Indicate if any independent assessment/evaluation/assurance has been carried out by an external agency? (Y/N) If yes, name of the external agency. Independent assurance has been carried out by TÜV SÜD SOUTH ASIA PVT. LTD.

10. Briefly describe the waste management practices adopted in your establishments. Describe the strategy adopted by your company to reduce usage of hazardous and toxic chemicals in your product and processes and the practices adopted to manage such wastes.

As a chemical manufacturing company committed to environmental stewardship, our primary focus is on waste management starting at the source through effective segregation practices. Key initiatives include:

- Implementing the 3R waste management principles (reduce, reuse, recycle), including the partial recycling of ETP Sludge in our processes and co-processing ETP Sludge in cement industries, thereby conserving natural resources.
- Recycling effluent and utilizing it on-site to achieve zero liquid discharge objectives.
- Recovering waste heat for efficient energy use and reduction of our environmental footprint.
- Enhancing safety and hygiene standards with advanced technologies for handling hazardous and toxic chemicals.
- Promoting employee awareness and training on the proper handling and usage of chemicals to ensure safety and environmental compliance.

11. If the entity has operations/offices in/around ecologically sensitive areas (such as national parks, wildlife sanctuaries, biosphere reserves, wetlands, biodiversity hotspots, forests, coastal regulation zones etc.) where environmental approvals/clearances are required, please specify details in the following format:

Sr. No.	Location of operations/offices	Type of operations	Whether the conditions of environmental approval/ clearance are being complied with? (Y/N) If no, the reasons thereof and corrective action taken, if any.
	NA	NA	NA

Our Company operates exclusively within designated industrial areas and does not have offices located in or near ecologically sensitive regions, such as national parks, wildlife sanctuaries, biosphere reserves, wetlands, biodiversity hotspots, forests, or coastal regulation zones. Consequently, our operations do not necessitate environmental approvals or clearances.

12. Details of environmental impact assessments of projects undertaken by the entity based on applicable laws, in the current financial year:

Name and brief details of project	EIA Notification No.	Date	Whether conducted by independent external agency (Yes/No)	Results communicated in public domain (Yes/No)	Relevant Web link
Synthetic Organic Chemicals	EC25A2412TN5364293N	17-Mar-2025	Yes	Yes	Web link

In the fiscal year 2024-2025, the company has conducted environmental impact assessments and obtained Environmental Clearance for expansion of Synthetic organic Chemicals projects from MoEF & CC as required by applicable laws.

13. Is the entity compliant with the applicable environmental law/regulations/guidelines in India; such as the Water (Prevention and Control of Pollution) Act, Air (Prevention and Control of Pollution) Act, Environment protection act and rules thereunder (Y/N). If not, provide details of all such non-compliances, in the following format:

Sr. No.	Specify the law/regulation/ guidelines which was not complied with	Provide details of non-compliance	Any fines/penalties/action taken by regulatory agencies such as pollution control boards or by courts	Corrective action taken, if any
	NIL	NIL	NIL	NIL

We comply with pertinent environmental laws, regulations, and guidelines in India, which include:

- Water (Prevention and Control of Pollution) Act 1974,
- Air (Prevention and Control of Pollution) Act 1981,
- Environment Protection Act 1986,
- Hazardous and Other Wastes (Management and Transboundary Movement) Rules, 2016,
- Chemical Accidents (Emergency Planning, Preparedness, and Response) Rules, 1996,
- Central Motor Vehicles Rules 1989,

and their associated rules.

Leadership Indicators

1. Water withdrawal, consumption and discharge in areas of water stress (in kilolitres):

For each facility/plant located in areas of water stress, provide the following information:

- Name of the area.
- Nature of operations.
- Water withdrawal, consumption and discharge in the following format:

Parameter	Unit	FY 2024-25 (Current Financial Year)	FY 2023-24 (Previous Financial Year)
Water withdrawal by source (in kilolitres)			
(i) Surface water	m ³	Nil	Nil
(ii) Groundwater	m ³	Nil	Nil
(iii) Third party water	m ³	Nil	Nil
(iv) Seawater/desalinated water	m ³	Nil	Nil
(v) Others	m ³	Nil	Nil
Total volume of water withdrawal (in kilolitres)	m ³	Nil	Nil
Total volume of water consumption (in kilolitres)	m ³	Nil	Nil
Water intensity per rupee of turnover (Water consumed/turnover)	KL per crore INR	Nil	Nil
Water intensity (optional) – the relevant metric may be selected by the entity			
Water discharge by destination and level of treatment (in kilolitres)			
(i) Into Surface water	m ³	Nil	Nil
- No treatment	m ³	Nil	Nil
- With treatment – please specify level of treatment	m ³	Nil	Nil
(ii) Into Groundwater	m ³	Nil	Nil
- No treatment	m ³	Nil	Nil
- With treatment – please specify level of treatment	m ³	Nil	Nil
(iii) Into Seawater	m ³	Nil	Nil
- No treatment	m ³	Nil	Nil
- With treatment – please specify level of treatment	m ³	Nil	Nil
(iv) Sent to third-parties	m ³	Nil	Nil
- No treatment	m ³	Nil	Nil
- With treatment – please specify level of treatment	m ³	Nil	Nil

Parameter	Unit	FY 2024-25 (Current Financial Year)	FY 2023-24 (Previous Financial Year)
(v) Others	m ³	Nil	Nil
- No treatment	m ³	Nil	Nil
- With treatment – please specify level of treatment	m ³	Nil	Nil
Total water discharged (in kilolitres)	m ³	Nil	Nil

Note: Indicate if any independent assessment/evaluation/assurance has been carried out by an external agency? (Y/N) If yes, name of the external agency. Independent assurance has been carried out by TÜV SÜD SOUTH ASIA PVT. LTD.

2. Please provide details of total Scope 3 emissions & its intensity, in the following format:

Parameter	Unit	FY 2024-25 (Current Financial Year)	FY 2023-24 (Previous Financial Year)
Total Scope 3 emissions (Break-up of the GHG into CO ₂ , CH ₄ , N ₂ O, HFCs, PFCs, SF ₆ , NF ₃ , if available)	TCO ₂ e	65,931	92622
Total Scope 3 emissions per rupee of turnover	T CO ₂ e/ INR	0.0000118	0.0000240
Total Scope 3 emission intensity (optional) – the relevant metric may be selected by the entity			-

Note: Indicate if any independent assessment/evaluation/assurance has been carried out by an external agency? (Y/N) If yes, name of the external agency. Independent assurance has been carried out by TÜV SÜD SOUTH ASIA PVT. LTD.

3. With respect to the ecologically sensitive areas reported at Question 11 of Essential Indicators above, provide details of significant direct & indirect impact of the entity on biodiversity in such areas along-with prevention and remediation activities.

Not Applicable. The Company does not have operations/offices in/around any ecologically sensitive areas (ESAs) or ecologically fragile areas (EFAs).

4. If the entity has undertaken any specific initiatives or used innovative technology or solutions to improve resource efficiency, or reduce impact due to emissions/effluent discharge/waste generated, please provide details of the same as well as outcome of such initiatives, as per the following format:

Sr. No.	Initiative undertaken	Details of the initiative (Web-link, if any, may be provided along with summary)	Outcome of the initiative
1.	NA	NA	NA

5. Does the entity have a business continuity and disaster management plan? Give details in 100 words/ web link.

Our Company has implemented a thorough business continuity and disaster management plan, which includes assessing potential threats and opportunities using a threat matrix. This matrix determines the essential operational requirements for each department to maintain functionality. Each site has a detailed action plan to ensure business operations can continue with minimal resources when needed. Furthermore, we have comprehensive onsite and offsite emergency plans readily accessible at all locations. Our employees are trained to effectively respond to emergency situations, ensuring preparedness across the organization.

6. Disclose any significant adverse impact to the environment, arising from the value chain of the entity. What mitigation or adaptation measures have been taken by the entity in this regard.

No, as part of our commitment to sustainability, we have not identified any significant adverse environmental impacts within our value chain thus far. We acknowledge the environmental footprint of our operations and are proactive in mitigating potential impacts. Looking ahead, we will continue to evaluate and minimize the environmental effects of our operations and supply chain through ongoing assessment and implementation of mitigation measures. We are actively exploring and investing in new technologies and processes to reduce our carbon footprint and waste generation. Furthermore, we collaborate with our suppliers and partners to promote sustainable practices across our value chain. Our objective is to build a sustainable and resilient business that positively contributes to the environment and communities where we operate.

7. Percentage of value chain partners (by value of business done with such partners) that were assessed for environmental impacts.

Not Applicable

PRINCIPLE 7: Businesses when engaging in influencing public and regulatory policy, should do so in a manner that is responsible and transparent



Company prioritizes transparency by providing disclosing the public and regulatory bodies with timely and adequate information. Interactions with regulatory bodies and relevant authorities should indeed be based on principles such as integrity and transparency. Authorizing and training qualified officials to engage with trade chambers and industry associations ensures that the company's positions and concerns are effectively communicated. This allows for a constructive dialogue with key stakeholders and helps influence policy-making processes in a way that aligns with sustainability objectives. The Company is actively participative in representing the opinions and concerns to regulatory bodies which demonstrates the commitment towards driving positive change and contributing to the development of a conducive business environment.

Essential Indicators

1. a) Number of affiliations with trade and industry chambers/associations.

The Company has a total 10 affiliations with trade and industry chambers/associations.

b) List the top 10 trade and industry chambers/associations (determined based on the total members of such body) the entity is a member of/affiliated to.

Sr. No.	Name of the trade and industry chambers/associations	Reach of trade and industry chambers/ associations (State/National)
1	Madras Management Association (MMA)	National
2	Chemical Industries Association (CIA)	National
3	Indian Chemical Council (ICC)	National
4	Confederation of Indian Industry (CII)	National
5	The Madras Chamber of Commerce & Industries (MCCI)	National

2. Provide details of corrective action taken or underway on any issues related to anti-competitive conduct by the entity, based on adverse orders from regulatory authorities.

In the fiscal year 2024-25, the Company upheld an outstanding record, receiving no adverse rulings from regulatory authorities. This accomplishment underscores our dedication to fostering a workplace environment centered on integrity, fairness, and ethical decision-making.

Leadership Indicators

1. Details of public policy positions advocated by the entity.

Sr. No.	Public policy advocated	Method resorted for such advocacy	Whether the information is available in public domain? (Yes/No)	Frequency of review by board (Annually/Half yearly/ Quarterly/Other-please specify	Web Link, if available
1	NA	NA	NA	NA	NA

PRINCIPLE 8: Businesses should promote inclusive growth and equitable development.



Our goal is to promote equitable and sustainable community development, with a significant emphasis on inclusivity. We believe in connecting with the community and we have a comprehensive framework for engaging. We aim to foster a culture that prioritizes the integration of Corporate Social Responsibility (CSR) values with our business objectives. Our unwavering belief in the philosophy of compassionate care drives our commitment to act on the principles of generosity and compassion. We are fully dedicated to creating a society that serves everyone, and to that end, we pursue initiatives focused on quality management, environmental preservation, and socio-economic upliftment.

Essential Indicators

1. Details of Social Impact Assessments (SIA) of projects undertaken by the entity based on applicable laws, in the current financial year.

Name and brief details of project	SIA Notification No.	Date of notification	Whether conducted by independent external agency (Yes/No)	Results communicated in public domain (Yes/No)	Relevant Web link
Nil	Nil	Nil	Nil	Nil	Nil

2. Provide information on project (s) for which ongoing Rehabilitation and Resettlement (R&R) is being undertaken by your entity:

Sr. No.	Name of Project for which R&R is ongoing	State	District	No. of Project Affected Families (PAFs)	% of PAFs covered by R&R	Amounts paid to PAFs in the FY (In INR)
1.	Nil	Nil	Nil	Nil	Nil	Nil

3. Describe the mechanisms to receive and redress grievances of the community.

We have established a comprehensive grievance redressal mechanism accessible to all stakeholders. This inclusive process allows grievances to be submitted in written or verbal form, in local languages, through various channels including email (grievances@anupamrasayan.com), postal mail, and local community relations staff. Anonymous grievances and those submitted on behalf of others are also welcomed, extending to our local suppliers.

Upon receipt of a grievance, we promptly acknowledge it and assess its severity before assigning it to a designated person from the HR or Legal department. This individual oversees the process to ensure effective resolution. Grievances identified as serious are escalated to senior management for further investigation. The designated grievance manager collaborates with relevant departments to thoroughly investigate the grievance and propose a resolution. Additional information may be requested from the complainant as needed for a comprehensive review.

Our approach emphasizes dialogue to resolve grievances collaboratively with the complainant. Solutions are tailored on a case-by-case basis, and if the proposed resolution is not accepted, the complainant may appeal. Appeals are reviewed by alternate investigators to ensure impartial evaluation.

Our priority is swift resolution of grievances, and once the proposed solution is accepted by the complainant, the grievance is considered resolved.

4. Percentage of input material (inputs to total inputs by value) sourced from local or small-scale suppliers:

	FY 2024-2025 (Current FY)	FY 2023-2024 (Previous FY)
Directly sourced from MSMEs/Small producers	4.76 %	7.12 %
Sourced directly from within the district and neighbouring districts	22.55%	24.49 %
Sourced from outside India (Import)	71.94%	65.59 %

5. Job creation in smaller towns – Disclose wages paid to persons employed (including employees or workers employed on a permanent or non-permanent/on contract basis) in the following locations, as % of total wage cost:

	FY 2024-2025 (Current FY)	FY 2023-2024 (Previous FY)
Rural	6.51%	5.76%
Semi-urban	NA	NA
Urban	NA	NA
Metropolitan	NA	NA

(Place to be categorized as per RBI Classification System - rural/semi-urban/urban/metropolitan)

Leadership Indicators

1. Provide details of actions taken to mitigate any negative social impacts identified in the Social Impact Assessments (Reference: Question 1 of Essential Indicators above):

Not Applicable

2. Provide the following information on CSR projects undertaken by your entity in designated aspirational districts as identified by government bodies:

Sr. No.	State	Aspirational District	Amount Spent in INR
NA	NA	NA	NA

6. Details of beneficiaries of CSR Projects:

Sr. No.	CSR Project	No of persons benefited from CSR Projects	% of beneficiaries from vulnerable and marginalized group
1	Education <ul style="list-style-type: none"> Anandham Youth Foundation - Higher education support to Cuddalore District Students. Smart Education Interaction Panel - Support to Sri Vidhya Kalakendram Mat School, Thirventhipuram, Oasis Differently abled Children school, Vanniarpalayam, Cuddalore, Schools, Sri Sankara Vidhyalaya matric Hr Sec School, Pudhucherry. Dr. Ramdas Education Insitution - Education Support for class room construction. Namma School Foundation - Education Support for Govt. Schools in Cuddalore. Sri Rishab Jain School - Education Support for Mentally Retarded Children. Smart Education Interaction Panel - Rasapettai, Kannarapettai and Sothikuppam Govt. Schools. National Days Celebrations, annual days, etc and Republic Day - Distribution of study support material to Sothikuppam, Kannarapettai, Rasapattati & Echangadu Govt. Schools. 	8,661	100 % beneficiaries are from vulnerable and marginalized group.

3. (a) Do you have a preferential procurement policy where you give preference to purchase from suppliers comprising marginalized/vulnerable groups? (Yes/No)
No

(b) From which marginalized/vulnerable groups do you procure?

NA. The Company does not purchase from suppliers comprising of marginalized/vulnerable groups.

(c) What percentage of total procurement (by value) does it constitute?

NA. The Company does not purchase from suppliers comprising of marginalized/vulnerable groups.

4. Details of the benefits derived and shared from the intellectual properties owned or acquired by your entity (in the current financial year), based on traditional knowledge.

In the current financial year, our company did not possess or acquire any intellectual property derived from traditional knowledge. As a result, no benefits were generated or distributed from such properties.

5. Details of corrective actions taken or underway, based on any adverse order in intellectual property related disputes wherein usage of traditional knowledge is involved.

The company has not faced any adverse rulings in intellectual property disputes involving the use of traditional knowledge. As a result, no corrective actions are currently required on these matters.

6. Details of beneficiaries of CSR Projects: (Contd.)

Sr. No.	CSR Project	No of persons benefited from CSR Projects	% of beneficiaries from vulnerable and marginalized group
2	Health <ul style="list-style-type: none"> Cancer affected Children Home - Support for Cancer treatment. Lions Eternal Empathy Foundation - Support for providing of Dialysis Machine. Advanced Primary Health Centre, Kannarapettai (PHC)- Provided Water Purifier System the benefit of Patients, Medical equipments and hospital items & Police Hospital, Cuddalore - Provided AC machine. Hemophilia Society - Suppport for Providing of Medicines and treatment to Hemophilia Patients, The Spastics Society of Thiruchirapalli- Support for Physiotheraphy and Sensory integration theraphy for children to improve Health Conditions Mukti Dadha Foundation, Chennai - Support for Orthopedically Challenged persons through by provding artificial limbs, callipers &The Akshaya Patra Foundation - Support for nutrititious meals and quality education for children. Mahatma Gandhi Welfare Foundation, Cuddalore - Support for awareness drug addiction and providing of cots, bero and Interaction panel & Pudhu Vazhvu Mayam, Cuddalore - Support for awareness, providing of Computer system & printer and furnitures to the centre. 	8,990	100 % of beneficiaries are from villages, who are from vulnerable and marginalised group.
3	Infrastructure & Others <ul style="list-style-type: none"> Sri Vidhya Kala Kendrum School, Tiruvendhipuram, Cuddalore- Support for construction of Toilets. VAO office, Chinnakanganankuppm, Cuddalore & Tailoring and Library Building, Pillaiyarmedu village - Support for providing of a computer system with printer to provide public services such as Patta, Chitta, Revenue, Native etc and Support for provding of Chairs, Almirah, Book racks, tables for Tailoring/ Library building. e-Seva Centre, Taluk office & Revenue Divisional Office, Recenue dept,Cuddalore - Support for providing of Printer for benefits of public. Water Puriification System (RO) - Govt school, Kannarapettai, Govt School, Rasapettai, Govt School, Sothikuppam Government Home, Semmandalam, Cuddalore & Government Hospital, Tindivanam + Support to Nandanam Govt. School + Infrastructure to Govt. Home, Cuddalore. SP, Cuddalore - Providng of MS hard barricades to ensure road safety & Providing Computer systems with printers for effective handling and processing of public complaints + DSP Office, Cuddalore.- Providing Computer systems with printers for effective handling and processing of public complaints. 	26,526	100 % beneficiary are from vulnerable and marginalised group.
4	Environment <ul style="list-style-type: none"> Desilting of Lakhs,ponds, Dams - Support to District Administration towards water Conservation and Waste Collection Bins 50 Nos.- Provided to Chinna Kanganankuppm village for effective domestic waste management system. Green Belt Maint Plot No. 20 - Maintenance Charges from Apr-24 to Mar-25. 	16,150	100 % beneficiary are from vulnerable and marginalised group.

6. Details of beneficiaries of CSR Projects: (Contd.)

Sr. No.	CSR Project	No of persons benefited from CSR Projects	% of beneficiaries from vulnerable and marginalized group
	<ul style="list-style-type: none">Green Belt Maint Plot No. 29 - Maintenance Charges from Apr-24 to Mar-25 & Providing Lighting and cameras.Tamil Nadu Pollution Control Board - Provided Manjapai Cotton bag to avoid plastics usage & increase use of eco friendly items.		
5	Social Empowerment <ul style="list-style-type: none">Government Home, Semmandalam, Cuddalore - Tanjore Paintings Training to poor ladies staying in home.MNTN Old age home. KN Pettai, Cuddalore - Support for providing of Cots, Pillows and Bed sheets + Gowsala Public Charitable trust - Support for Gowsala towards protection and maintenance of Cows.District Administration, Cuddalore - Support for conducting of Book fair to enhance reading habits among the People + Tamil Nadu Pollution Control Board - Support for National Armed Flag Day + Providing of CCTV Camerars to ensure Public Security through SP office.Fengal cylcone affected Kudikadu Village - Support for providing of foods and needs to this village people.	9,610	100 % beneficiary are from vulnerable and marginalised group.

PRINCIPLE 9: Businesses should engage with and provide value to their consumers in responsible manner



We prioritize establishing a sensitive and responsible partnership with our customers to enhance their experience. Our engagement with consumers happens through multiple channels, and we have a clear and straightforward process for registering feedback and complaints. Our customers have access to all our engagement platforms and communications, and we continuously improve our business processes to provide exceptional service. Meeting our customers' needs, adding value, and surpassing their expectations is our top priority, and we always conduct ethical operations with them.

Essential Indicators

1. Describe the mechanisms in place to receive and respond to consumer complaints and feedback.

Corrective actions are identified through root cause analysis and the resolution of complaints. Once implemented, these actions are systematically communicated to consumers. Furthermore, we maintain ongoing interaction with consumers to ensure their satisfaction. Periodic consumer feedback surveys are conducted to gauge satisfaction levels effectively.

2. Turnover of products and/services as a percentage of turnover from all products/service that carry information.

Information related to	As a percentage to total turnover
Environment and Social parameters relevant to product	100%
Safe and responsible usage	100%
Recycling and/or safe disposal	100%

3. Number of consumer complaints:

Category	FY 2024-25 (Current Financial Year)			FY 2023-24 (Previous Financial Year)		
	Received during the year	Pending resolution at the end of year	Remarks	Received during the year	Pending resolution at the end of year	Remarks
Data Privacy	Nil	Nil	NA	Nil	Nil	NA
Advertising	Nil	Nil	NA	Nil	Nil	NA
Cyber-security	Nil	Nil	NA	Nil	Nil	NA
Delivery of essential services	Nil	Nil	NA	Nil	Nil	NA
Restrictive Trade Practices	Nil	Nil	NA	Nil	Nil	NA
Unfair Trade Practices	Nil	Nil	NA	Nil	Nil	NA
Others	Nil	Nil	NA	Nil	Nil	NA

4. Details of instances of product recalls on account of safety issues:

	Number	Reasons for recall
Voluntary recalls	0	NA
Forced recalls	0	NA

5. Does the entity have a framework/policy on cyber security and risks related to data privacy? (Yes/No) If available, provide a web-link of the policy.

Yes, the Company has established a comprehensive policy addressing cyber security and data privacy risks. This includes implementing a robust Information Security and Data Protection Policy, underscoring our commitment to safeguarding consumer information and sensitive data. This well-defined policy ensures secure handling of consumer information and adherence to best practices in data protection. By mitigating potential risks, it enhances consumer trust and confidence in the organization. It is currently accessible through our intranet platform.

6. Provide details of any corrective actions taken or underway on issues relating to advertising, and delivery of essential services; cyber security and data privacy of customers; re-occurrence of instances of product recalls; penalty/action taken by regulatory authorities on safety of products/ services.

Throughout the financial year, our company did not receive any penalties or regulatory actions concerning the safety of our products.

7. Provide the following information relating to data breaches:

- a. Number of instances of data breaches along-with impact - Nil
- b. Percentage of data breaches involving personally identifiable information of customers - Nil

Leadership Indicators

1. Channels/platforms where information on products and services of the entity can be accessed (provide web link, if available).

All the services available on website. It is available at link <https://www.tanfac.com/gallery.php>

2. Steps taken to inform and educate consumers about safe and responsible usage of products and/or services.

The Company rigorously follows essential safety protocols for chemical handling, exemplified by providing comprehensive material safety data sheets (MSDS) to all customers. These sheets contain detailed information about chemical compositions, specific hazards, and safe handling instructions.

3. Mechanisms in place to inform consumers of any risk of disruption/discontinuation of essential services.

To ensure continuous essential services for our customers, the Company has implemented change procedures that automatically trigger communication through relevant channels, such as emails, in the event of potential risks of disruption or discontinuation.

4. Does the entity display product information on the product over and above what is mandated as per local laws? (Yes/No/Not Applicable)? If yes, provide details in brief. Did your entity carry out any survey with regard to consumer satisfaction relating to the major products/services of the entity, significant locations of operation of the entity or the entity as a whole? (Yes/No)

Yes, The Company complies with the Classification, Labelling, and Packaging (CLP) Regulation under the United Nations' Globally Harmonized System (GHS) for its products, ensuring that customers receive accurate and essential product information. Soliciting feedback from customers reflects our proactive commitment to continuous improvement. We actively listen to their opinions and suggestions regarding our systems and processes.

Furthermore, we regularly evaluate customer satisfaction levels to uphold high service standards and adapt to evolving customer preferences and market demands.



Assurance statement on third-party verification of sustainability information

Unique identification no.: 3153127237

TÜV SÜD South Asia Pvt Ltd. (hereinafter TÜV SÜD) has been engaged by **TANFAC INDUSTRIES LIMITED, 14 SIPCOT Industrial Complex, Kudikadu, IN - 607005 Cuddalore** to perform an independent assurance of the Company's disclosures in Business Responsibility and Sustainability Report (hereafter referred as 'BRSR') of **TANFAC INDUSTRIES LIMITED**, (hereinafter "Company") for the period from 01.04.25 to 31.03.25.

The verification was carried out according to the steps and methods described below.

Scope of the verification

The third-party verification was conducted to obtain independent assurance about whether the Sustainability information is prepared in reference to BRSR standard/framework (hereinafter referred as "Reporting Criteria").

Reporting standard/framework

The disclosures have been prepared by **TANFAC INDUSTRIES LIMITED**, in reference to:

BRSR reporting guidelines (Annexure II) as per SEBI Circular No. SEBI/HO/CFD/CMD-2/P/CIR/2021/562 dated May 10, 2021, and incorporated Master Circular No. SEBI/HO/CFD/PoD2/CIR/P/2023/120 dated July 11, 2023

The following sustainability indicators' reporting are included in the scope of the assurance engagement during the reporting period Financial Year 2024-25 as listed below

Limited level of assurance for the non-financial disclosures in BRSR (Ref: Annexure II of SEBI circular) for -

Section A: General Disclosures- 20-a, b, 21, 22, 24, 25

Section B: Availability of Policies & Management Process

Section C: Principle Wise Performance Disclosure-

Principle 1: Essential Indicator 1, 2, 3, 5, 6, 8, 9

Principle 1: Leadership Indicator 2

Principle 2: Essential Indicator 4

Principle 2: Leadership Indicator 3

Principle 3: Essential Indicator 1-a, 2, 3, 6, 7, 8, 9, 10, 11, 12, 13, 14

Principle 3: Leadership Indicator 1, 3

Principle 5: Essential Indicator 1, 2, 3, 6, 7, 8

Principle 6: Essential Indicator 1, 3, 4, 6, 7, 9, 10

Principle 6: Leadership Indicator 2

Principle 8: Essential Indicator 3, 4, 5

Principle 8: Leadership Indicator 6

Principle 9: Essential Indicator 1, 2, 3, 5, 7

Other than as described in the preceding paragraph, which sets out the scope of our engagement, we did not perform assurance procedures on the remaining information included in the BRSR reporting, and accordingly, we do not express a conclusion on this information.

It was not part of our engagement to review product- or service-related information, references to external information sources, expert opinions and future-related statements in the Report.



Responsibility of the Company

The legal representatives of the Company are responsible for the preparation of the BRSR report in accordance with the Reporting Criteria. This responsibility includes in particular the selection and use of appropriate methods for measurement, calculation, collection and compilation of information and the making of appropriate assumptions or, where appropriate, the making of appropriate estimates. Furthermore, the legal representatives are responsible for necessary internal controls to enable the preparation of a BRSR report that is free of material - intentional or unintentional - erroneous information.

Verification methodology and procedures performed

The verification engagement has been planned and performed in accordance with the verification methodology developed by the TÜV SÜD Group which is based on ISAE 3000 assurance engagement standard and ISO 17029.

Level of Assurance

Limited Level of assurance for the non-financial disclosures of BRSR report (Ref: Annexure II of SEBI circular).

The verification was based on a systematic and evidence-based assurance process limited as stated above. The selection of assurance procedures is subject to the auditor's own judgment.

- Inquiries of personnel who are responsible for the stakeholder engagement und materiality analysis to understand the reporting boundaries
- Evaluation of the design and implementation of the systems and processes for compiling, analysing, and aggregating sustainability information as well as for internal controls
- Inquiries of company's representatives responsible for collecting, preparing and consolidating sustainability information and performing internal controls
- Analytical procedures and inspection of sustainability information as reported at group level by all locations
- Assessment of local data collection and management procedures and control mechanisms through a sample survey at selected multiple sites as mentioned below:

Sl. No.	Company Name	Site Address
1	TANFAC INDUSTRIES LIMITED	TANFAC INDUSTRIES LIMITED Plot 14, SIPCOT Industrial Complex Kudikadu,Cuddalore- 607005, India.

Conclusion

Limited Level of Assurance- BRSR Reporting Format

On the basis of the assessment procedures carried out from 26/05/2025 to 27/05/2025, TÜV SÜD has not become aware of any facts that lead to the conclusion that the selected indicators have not been prepared, in all material aspects, in accordance with the Reporting Criteria.

Limitations

The assurance process was subject to the following limitations:

- The subject matter information covered by the engagement are described in the "scope of the engagement". Assurance of further information included in the BRSR reporting was not performed. Accordingly, TÜV SÜD do not express a conclusion on this information.
- The assurance scope excluded forward-looking statements, product- or service-related information, external information sources and expert opinions.

Use of this Statement

The Company must reproduce the TÜV SÜD statement and possible attachments like Assurance report in full and without omissions, changes, or additions.

This statement is by the scope of the engagement solely intended to inform the Company as to the results of the mandated assessment. TÜV SÜD has not considered the interest of any other party in the selected



sustainability information, this assurance report or the conclusions TÜV SÜD has reached. Therefore, nothing in the engagement or this statement provides third parties with any rights or claims whatsoever.

Independence and competence of the verifier

TÜV SÜD South Asia Pvt Ltd. is an independent certification and testing organization and member of the international TÜV SÜD Group, with accreditations also in the areas of social responsibility and environmental protection. The assurance team was assembled based on the knowledge, experience and qualification of the auditors. TÜV SÜD South Asia Pvt Ltd. hereby declares that there is no conflict of interest with the Company.

Mumbai, 18th July 2025

Prosenjit Mitra
General Manager- Verification, Validation and Audit
Management System Assurance

Pancholi Pratik
Verification Team Leader, TÜV SÜD
Management System Assurance

Independent Auditor's Report

To the Members of Tanfac Industries Limited

Report on the Audit of the Financial Statements

OPINION

We have audited the accompanying financial statements of Tanfac Industries Limited ("the Company"), which comprise the Balance Sheet as at March 31, 2025, the Statement of Profit and Loss, including the statement of Other Comprehensive Income, the Cash Flow Statement and the Statement of Changes in Equity for the year then ended, and notes to the financial statements, including a summary of significant accounting policies and other explanatory information (hereinafter referred to as "the financial statements").

In our opinion and to the best of our information and according to the explanations given to us, the aforesaid financial statements give the information required by the Companies Act 2013 ("The Act" or "Act") in the manner so required and give a true and fair view in conformity with the Indian Accounting Standards prescribed under section 133 of the Act read with the Companies (Indian Accounting Standards) Rules, 2015, as amended, ("Ind AS") and other accounting principles generally accepted in India, of the state of affairs of the Company as at March 31, 2025, its profit including other comprehensive income, its cash flows and the changes in equity for the year ended on that date.

BASIS FOR OPINION

We conducted our audit of the financial statements in accordance with the Standards on Auditing (SAs), as specified under section 143(10) of the Act. Our responsibilities under those Standards are further described in the 'Auditor's Responsibilities for the Audit of the Financial Statements' section of our report. We are independent of the Company in accordance with the 'Code of Ethics' issued by the Institute of Chartered Accountants of India together with the ethical requirements that are relevant to our audit of the financial statements under the provisions of the Companies Act, 2013 Act and the Rules thereunder, and we have fulfilled our other ethical responsibilities in accordance with these requirements and the Code of Ethics. We believe that the audit evidence we have obtained is sufficient and appropriate to provide a basis for our audit opinion on the financial statements.

KEY AUDIT MATTERS

Key audit matters are those matters that, in our professional judgment, were of most significance in our audit of the financial statements for the financial year ended March 31, 2025. These matters were addressed in the context of our audit of the financial statements as a whole, and in forming our opinion thereon, and we do not provide a separate opinion on these matters. Based on our judgement, we have determined that there is no key audit matter to be communicated in our report.

INFORMATION OTHER THAN THE FINANCIAL STATEMENTS AND AUDITOR'S REPORT THEREON

The Company's management and Board of Directors is responsible for the other information. The other information comprises the information included in the Annual report, but does not include the financial statements and our auditor's report thereon. The Board's Report is expected to be made available to us after the date of this auditor's report.

Our opinion on the financial statements does not cover the other information and we do not express any form of assurance conclusion thereon.

In connection with our audit of the financial statements, our responsibility is to read the other information and, in doing so, consider whether the other information is materially inconsistent with the financial statements or our knowledge obtained in the audit or otherwise appears to be materially misstated. If, based on the work we have performed, we conclude that there is a material misstatement of this other information; we are required to report that fact. We have nothing to report in this regard. When we read the Annual Report, if we conclude that there is a material misstatement therein, we are required to communicate the matter to those charged with governance and take necessary actions, as applicable under the applicable laws and regulations.

RESPONSIBILITIES OF MANAGEMENT FOR THE FINANCIAL STATEMENTS

The Company's management and Board of Directors is responsible for the matters stated in section 134(5) of the Act with respect to the preparation of these financial statements that give a true and fair view of the financial position, financial performance including other comprehensive income, cash flows and changes in equity of the Company in accordance with the accounting principles generally accepted in India, including the Indian Accounting Standards (Ind AS) specified under section 133 of the Act read with [the Companies (Indian Accounting Standards) Rules, 2015, as amended]. This responsibility also includes maintenance of adequate accounting records in accordance with the provisions of the Act for safeguarding of the assets of the Company and for preventing and detecting frauds and other irregularities; selection and application of appropriate accounting policies; making judgments and estimates that are reasonable and prudent; and the design, implementation and maintenance of adequate internal financial controls, that were operating effectively for ensuring the accuracy and completeness of the accounting records, relevant to the preparation and presentation of the financial

statements that give a true and fair view and are free from material misstatement, whether due to fraud or error.

In preparing the financial statements, management is responsible for assessing the Company's ability to continue as a going concern, disclosing, as applicable, matters related to going concern and using the going concern basis of accounting unless management either intends to liquidate the Company or to cease operations, or has no realistic alternative but to do so.

Those charged with governance are also responsible for overseeing the Company's financial reporting process.

AUDITOR'S RESPONSIBILITIES FOR THE AUDIT OF THE FINANCIAL STATEMENTS

Our objectives are to obtain reasonable assurance about whether the financial statements as a whole are free from material misstatement, whether due to fraud or error, and to issue an auditor's report that includes our opinion. Reasonable assurance is a high level of assurance, but is not a guarantee that an audit conducted in accordance with SAs will always detect a material misstatement when it exists. Misstatements can arise from fraud or error and are considered material if, individually or in the aggregate, they could reasonably be expected to influence the economic decisions of users taken on the basis of these financial statements.

As part of an audit in accordance with SAs, we exercise professional judgment and maintain professional skepticism throughout the audit. We also:

- Identify and assess the risks of material misstatement of the financial statements, whether due to fraud or error, design and perform audit procedures responsive to those risks, and obtain audit evidence that is sufficient and appropriate to provide a basis for our opinion. The risk of not detecting a material misstatement resulting from fraud is higher than for one resulting from error, as fraud may involve collusion, forgery, intentional omissions, misrepresentations, or the override of internal control.
- Obtain an understanding of internal control relevant to the audit in order to design audit procedures that are appropriate in the circumstances. Under section 143(3)(i) of the Act, we are also responsible for expressing our opinion on whether the Company has adequate internal financial controls system in place and the operating effectiveness of such controls.
- Evaluate the appropriateness of accounting policies used and the reasonableness of accounting estimates and related disclosures made by management.
- Conclude on the appropriateness of management's use of the going concern basis of accounting and, based on the audit evidence obtained, whether a material uncertainty exists related to events or conditions that may cast significant doubt on the Company's ability to continue as a going concern. If

we conclude that a material uncertainty exists, we are required to draw attention in our auditor's report to the related disclosures in the financial statements or, if such disclosures are inadequate, to modify our opinion. Our conclusions are based on the audit evidence obtained up to the date of our auditor's report. However, future events or conditions may cause the Company to cease to continue as a going concern.

- Evaluate the overall presentation, structure and content of the financial statements, including the disclosures, and whether the financial statements represent the underlying transactions and events in a manner that achieves fair presentation.

Materiality is the magnitude of misstatements in the financial statements that, individually or in aggregate, makes it probable that the economic decisions of a reasonably knowledgeable user of the financial statements may be influenced. We consider quantitative materiality and qualitative factors in (i) planning the scope of our audit work and in evaluating the results of our work; and (ii) to evaluate the effect of any identified misstatements in the financial statements.

We communicate with those charged with governance regarding, among other matters, the planned scope and timing of the audit and significant audit findings, including any significant deficiencies in internal control that we identify during our audit.

We also provide those charged with governance with a statement that we have complied with relevant ethical requirements regarding independence, and to communicate with them all relationships and other matters that may reasonably be thought to bear on our independence, and where applicable, related safeguards.

From the matters communicated with those charged with governance, we determine those matters that were of most significance in the audit of the financial statements for the financial year ended March 31, 2025 and are therefore the key audit matters. We describe these matters in our auditor's report unless law or regulation precludes public disclosure about the matter or when, in extremely rare circumstances, we determine that a matter should not be communicated in our report because the adverse consequences of doing so would reasonably be expected to outweigh the public interest benefits of such communication.

REPORT ON OTHER LEGAL AND REGULATORY REQUIREMENTS

- As required by the Companies (Auditor's Report) Order, 2020, issued by the Central Government of India in terms of sub-section (11) of section 143 of the Act, (hereinafter referred to as the "Order"), we give in the "Annexure A" statement on the matters specified in paragraphs 3 and 4 of the Order.

2. As required by Section 143(3) of the Act, we report that:

- (a) We have sought and obtained all the information and explanations which to the best of our knowledge and belief were necessary for the purposes of our audit;
- (b) In our opinion, proper books of account as required by law have been kept by the Company so far as it appears from our examination of those books;
- (c) The Balance Sheet, the Statement of Profit and Loss including the Statement of Other Comprehensive Income, the Cash Flow Statement and Statement of Changes in Equity dealt with by this Report are in agreement with the books of account;
- (d) In our opinion, the aforesaid financial statements comply with the Accounting Standards specified under Section 133 of the Act, read with Companies (Indian Accounting Standards) Rules, 2015, as amended;
- (e) On the basis of the written representations received from the directors and taken on record by the Board of Directors, none of the directors is disqualified as on March 31, 2025 from being appointed as a director in terms of Section 164 (2) of the Act;
- (f) With respect to the adequacy of the internal financial controls over financial reporting of the Company with reference to these financial statements and the operating effectiveness of such controls, refer to our separate Report in "Annexure B" to this report;
- (g) With respect to the matter to be included in the Auditors' Report under Section 197(16) of the Act, in our opinion and according to the information and explanations given to us, the remuneration paid by the Company to its directors during the current year is in accordance with the provisions of Section 197 of the Act.
- (h) With respect to the other matters to be included in the Auditor's Report in accordance with Rule 11 of the Companies (Audit and Auditors) Rules, 2014, as amended in our opinion and to the best of our information and according to the explanations given to us:
 - i. The Company has disclosed the impact of pending litigations on its financial position in its financial statements – Refer Note 28.4 to the financial statements;

- ii. The Company has accounted for material foreseeable losses, if any, for long-term contracts including derivative contracts;
- iii. There has been no delay in transferring amounts required to be transferred to the Investor Education and Protection Fund by the Company.
- iv.
 - a) The management has represented that, to the best of its knowledge and belief, other than as disclosed in the notes to the accounts, if any, no funds have been advanced or loaned or invested (either from borrowed funds or share premium or any other sources or kind of funds) by the Company to or in any other persons or entities, including foreign entities ("Intermediaries"), with the understanding, whether recorded in writing or otherwise, that the Intermediaries shall, whether, directly or indirectly lend or invest in other persons or entities identified in any manner whatsoever by or on behalf of the Company ("Ultimate Beneficiaries") or provide any guarantee, security or the like on behalf of the Ultimate Beneficiaries;
 - b) The management has represented, that, to the best of its knowledge and belief, other than as disclosed in the notes to the accounts, if any, no funds have been received by the Company from any persons or entities, including foreign entities ("Funding Parties"), with the understanding, whether recorded in writing or otherwise, that the Company shall, whether, directly or indirectly, lend or invest in other persons or entities identified in any manner whatsoever by or on behalf of the Funding Party ("Ultimate Beneficiaries") or provide any guarantee, security or the like on behalf of the Ultimate Beneficiaries; and
 - c) Based on such audit procedures, we have considered reasonable and appropriate in the circumstances, nothing has come to their notice that has caused them to believe that the representations under sub-clause (i) and (ii) contain any material mis-statement.

- v. The dividend declared or paid during the year as well as the dividend proposed (which is subject to members approval at the ensuing Annual General Meeting) by the Company are in compliance with Section 123 of the Act.
- vi. Based on our examination which included test checks, the Company has used accounting software for maintaining its books of account which has a feature of recording audit trail (edit log) facility, except at the database level, and where enabled, the same has operated throughout the year for all relevant transactions recorded in the software, as described in note 29.16 to the financial statements. Further, during the course of our audit we did not come across any instance of audit trail feature being tampered with in respect of other accounting software. Further, to the enabled, the audit trail has been preserved by the company as per the statutory requirements for record retention.

Date: : April 28, 2025
Place: Chennai

For Singhi & Co.,
 Chartered Accountants
 Firm Registration No: 302049E

Sudesh Choraria
 Partner
 Membership No: 204936
 UDIN: 25204936BMIOWI3585

Annexure – A to the Independent Auditor’s Report

(Referred to in paragraph 1 of the Independent Auditors’ Report of even date to the members of TANFAC INDUSTRIES LIMITED on the financial Statements as of and for the year ended March 31, 2025)

We report that:

i. In respect of its Property Plant and Equipment and Intangible Assets:

a) (A) The Company has maintained proper records showing full particulars, including quantitative details and situation of its property, plant and equipment.

(B) The Company has maintained proper records showing full particulars of intangible assets.

b) The Company has a regular program of physical verification of its property, plant and equipment by which all such assets are verified in a phased manner over a period of three years. In our opinion, this periodicity of physical verification is reasonable having regard to the size of the Company and the nature of its assets. Pursuant to the program, certain property, plant and equipment were physically verified by the Management. In our opinion, and according to the information and explanations given to us, no material discrepancies were noticed on such verification.

c) According to the information and explanations given to us and on the basis of our examination, title deeds of the immovable property (other than properties where the Company is the lessee and the lease agreements are duly executed in favour of the lessee) as disclosed in schedule of Property, Plant and Equipment to the financial statements, are held in the name of the Company.

d) The Company has not revalued its property, plant and equipment (including right of use assets) and intangible assets during the year. Therefore, the provisions of clause 3(i)(d) of the Order are not applicable to the Company.

e) According to information and explanations given by the management, no proceedings have been initiated or are pending against the Company for holding any benami property under the Prohibition of Benami Property Transactions Act, 1988 and rules made thereunder. Therefore, provisions of clause 3(1)(e) of the Order are not applicable to the Company.

ii. In respect of its Inventories:

a) As per information and explanations provided to us, physical verification has been conducted by the management at reasonable intervals during the year in respect of inventory of raw materials, work in progress, finished goods and

by products and no material discrepancies were noticed on such physical verification.

b) Based on our examination of the books of accounts of the Company, with respect to the sanctioned working capital limits availed from banks or financial institutions, the Quarterly return / statements have been regularly submitted by the company and no material discrepancies were noticed.

iii. According to the information and explanations provided to us, the Company has not made investments in, provided guarantee or security or granted loans or advances in the nature of loans, secured or unsecured to companies, firms, limited liability partnership or any other parties during the year. Therefore, the provisions of clause 3(iii) of the Order are not applicable to the Company.

iv. In our opinion and according to the information and explanations given to us and records examined by us, Company has not given any loan, made investments or given Guarantee and Securities and covered under Section 185 / 186 of the Act. Therefore, the provisions of clause 3(iv) of the Order are not applicable to the Company.

v. According to the information and explanations given to us, the Company has not accepted any deposits from the public or amount which are deemed to be deposits within the meaning of sections 73 to 76 of the Act and the Companies (Acceptance of Deposits) rules 2014 (as amended).

vi. We have broadly reviewed the books of account maintained by the Company in respect of products for which maintenance of prescribed cost records is mandated by Government of India U/S 148 (1) of the Act and are of the opinion that, prima facie, the prescribed records have been made and maintained. We have, however, not made a detailed examination of these records with a view to determine whether they are accurate or complete.

vii. According to the information and explanations given to us and the records of the Company examined by us:

a) The Company has been generally regular in depositing amounts deducted/accrued in the books of accounts in respect of undisputed statutory dues, including Goods and Services Tax, provident fund, employees’ state insurance, income-tax, sales-tax, service tax, duty of customs, duty of excise, value added tax, cess and any other material statutory dues, as applicable. There was no material undisputed outstanding statutory dues as at the year end, for a period of more than six months from the date they became payable.

b) There are no dues of Goods and Services Tax, provident fund, employees’ state insurance, income-tax, sales-tax, service tax, duty of customs, duty of excise, value added tax, cess and any other material statutory dues which have not been deposited with the appropriate authorities on account of any dispute, except as stated below:

Name of the Statute	Nature of the dispute	Period to which the amount relates	Forum where Dispute is Pending	Amount Unpaid/ (refund) ₹ in lakhs
TNGST Act, 1959	Levy of sales tax from sales affected through Pondicherry	1989-90 & 1990-91	Appeal before Tamil Nadu Sales Tax Appellate Tribunal	52.77
Finance Act, 1994 (Service Tax)	Service Tax on Lease Rent	2001-02 to 2004-05	Additional Commissioner of Central Excise, Puducherry	12.30
Finance Act, 1994 (Service Tax)	Reversal of ITC on sales to SEZ in other state	2012-13	Hon’ble High Court of Madras	1.51
Goods and Service Tax Act, 2017	ITC claimed in TRAN 1 disallowed	2017-18	Appellate Deputy Commissioner (GST), Vellore	15.13
Goods and Service Tax Act, 2017	GST Claim disallowed	2018-19	Appellate Deputy Commissioner (GST), Vellore	24.81

viii. According to the information and explanation given to us, there were no transactions which have not been recorded in the books of account, which have been surrendered or disclosed as income in the tax assessments under the Income Tax Act, 1961 (43 of 1961) during the year. Therefore, provisions of clause 3(viii) of the Order are not applicable to the Company.

ix. In respect of its Borrowings:

a) According to the information and explanations give to us and based on our examination of the records of the Company, the Company has not defaulted in repayment of loans or borrowings to any financial institution, bank, Government or debenture holders.

b) Basis the information and explanation provided to us, the Company has not been declared a wilful defaulter by any bank or financial institution or other lender.

c) According to the information and explanations given to us and based on our examination of the records of the Company, the Company has availed loans from banks and financial institutions. The amount of loan was applied for the purpose for which the loan was obtained. Further the Company has not availed any loans from Government or has not issued any debenture during the year.

d) Based on the information and explanation given to us, and the books of account examined by us, short term funds raised during the year have not been utilized for long term purposes.

e) The Company does not have any subsidiaries, joint ventures or associate companies. Therefore, provisions of clause 3(ix)(e) and 3(ix)(f) of the Order are not applicable to the Company.

x. a) According to the information and explanations given to us and based on our examination . of the records of the Company, the Company did not raise any money by way of initial . public offer or further public offer (including debt instruments) during the year. Thus, the . provisions of clause 3(x)(a) of the order are not applicable to the Company.

b) According to the information and explanations give to us and based on our examination of the records of the Company, the Company has not made any preferential allotment or private placement of shares or convertible debentures (fully, partially or optionally convertible) during the year. Therefore, the provisions of clause 3(x)(b) of the Order are not applicable to the Company.

- xi. a) Based upon the audit procedures performed for the purpose of reporting the true and fair view of the financial statements and according to the information and explanations given to us, we have neither come across any instance of fraud by the Company or on the Company noticed or reported during the year nor have we been informed of any such case by the management.
- b) We have not come across any instance of fraud, therefore report under sub-section 12 of section 143 of the Companies Act, 2013 is not required to be filed by us in Form ADT-4 as prescribed under rule 13 of the Companies (Audit and Auditors) Rules, 2014 with the Central Government.
- c) As reported to us by the management, there are no whistle-blower complaints received by the Company during the year.
- xii. In our opinion and according to the information and explanations given to us, the Company is not a Nidhi Company. Accordingly, paragraph 3(xii) of the Order is not applicable to the Company.
- xiii. According to the information and explanations given to us and based on our examination of the records of the Company, the Company has entered into transactions with related parties in compliance with the provisions of sections 177 and 188 of the Act. The details of such related party transactions have been disclosed in the financial statements as required under the Indian Accounting Standards (Ind AS) 24, Related Party Disclosures specified under section 133 of the Act, read with Rule 4 of the Companies (Indian Accounting Standards) Rules, 2015 (as amended).
- xiv. In our opinion and based on our examination, the Company has an internal audit system commensurate with the size and nature of its business; We have considered internal audit reports of the Company issued till date for the period under audit.
- xv. According to the information and explanations given to us and based on our examination of the records of the Company, the Company has not entered into non-cash transactions with directors or persons connected with him. Accordingly, paragraph 3(xv) of the Order is not applicable.
- xvi. a) The Company is not required to be registered under section 45-IA of the Reserve Bank of India Act 1934. Accordingly, paragraph 3 (xvi) (a) of the Order is not applicable to the Company;
- b) In our opinion, the Company has not conducted any Non-Banking Financial or Housing Finance activities during the year. Therefore, the provisions of clause 3(xvi)(b) of the Order are not applicable to the Company;
- c) In our opinion, the Company is not a Core Investment Company (CIC) as defined in the regulations made by the Reserve Bank of India. Therefore, the provisions of clause 3(xvi)© of the Order are not applicable to the Company;
- d) According to the representations given by the management, the Group does not have any CIC. Therefore, the provisions of clause 3(xvi) (d) of the Order are not applicable to the Company.
- xvii. The Company has not incurred cash losses in the financial year and in the immediately preceding financial year. Therefore, the provisions of clause 3(xvii) of the Order are not applicable to the Company.
- xviii. There has been no resignation of statutory auditors during the year. However, during the year, the existing statutory auditors of the Company had rotated out on completion of their term. We have taken into consideration the issue, objections or concern raised, if any, by the out-going auditors.
- xix. According to the information and explanations given to us and on the basis of the financial ratios, ageing and expected dates of realization of financial assets and payment of financial liabilities, other information accompanying the financial statements, our knowledge of the Board of Directors and management plans and based on our examination of the evidence supporting the assumptions, nothing has come to our attention, which causes us to believe that any material uncertainty exists as on the date of the audit report that the Company is not capable of meeting its liabilities existing at the date of balance sheet as and when they fall due within a period of one year from the balance sheet date. We, however, state that this is not an assurance as to the future viability of the Company. We further state that our reporting is based on the facts up to the date of the audit report and we neither give any guarantee nor any assurance that all liabilities falling due within a period of one year from the balance sheet date, will get discharged by the Company as and when they fall due.
- xx. In respect of Corporate Social Responsibility Expenditure:
- a) According to the information and explanations given to us and based on our examination of the records of the Company, in respect of CSR Expenditure other than ongoing CSR projects, there were no amount remaining unspent u/s 135 (5) of the Companies Act, hence no amount was required to be transferred to a Fund specified in Schedule VII to the Companies Act.

- b) According to the information and explanations given to us and based on our examination of the records of the Company, there were no amount remaining unspent u/s 135 (5) of the Companies Act pursuant to any ongoing CSR project. Therefore, no amount was required to be transferred to a special account in compliance with provision of sub section (6) of section 135 of the said Act.

For Singhi & Co.,
Chartered Accountants
Firm Registration No: 302049E

Sudesh Choraria
Partner
Membership No: 204936
UDIN: 25204936BMIOWI3585

Date: : April 28, 2025
Place: Chennai

Annexure - B to the Independent Auditor's Report

(Referred to in paragraph 2 (f) of the Independent Auditors' Report of even date to the members of TANFAC INDUSTRIES LIMITED on the financial Statements as of and for the year ended March 31, 2025)

REPORT ON THE INTERNAL FINANCIAL CONTROLS UNDER CLAUSE (I) OF SUB-SECTION 3 OF SECTION 143 OF THE COMPANIES ACT, 2013 ('THE ACT')

- We have audited the internal financial controls over financial reporting of Tanfac Industries Limited ('the Company') as of March 31, 2025 in conjunction with our audit of the Financial Statements of the Company for the year ended on that date.

MANAGEMENT'S RESPONSIBILITY FOR INTERNAL FINANCIAL CONTROLS

- The Company's management is responsible for establishing and maintaining internal financial controls based on the internal control over financial reporting criteria established by the Company considering the essential components of internal control stated in the Guidance Note on Audit of Internal Financial Controls over Financial Reporting issued by the Institute of Chartered Accountants of India ('ICAI'). These responsibilities include the design, implementation and maintenance of adequate internal financial controls that were operating effectively for ensuring the orderly and efficient conduct of its business, including adherence to Company's policies, the safeguarding of its assets, the prevention and detection of frauds and errors, the accuracy and completeness of the accounting records, and the timely preparation of reliable financial information, as required under the Act.

AUDITOR'S RESPONSIBILITY

- Our responsibility is to express an opinion on the Company's internal financial controls over financial reporting based on our audit. We conducted our audit in accordance with the Guidance Note on Audit of Internal Financial Controls over Financial Reporting (the 'Guidance Note') and the Standards on Auditing, issued by ICAI and deemed to be prescribed under section 143(10) of the Companies Act, 2013, to the extent applicable to an audit of internal financial controls, both applicable to an audit of Internal Financial Controls and, both issued by the Institute of Chartered Accountants of India. Those Standards and the Guidance Note require that we comply with ethical requirements and plan and perform the audit to obtain reasonable assurance about whether adequate internal financial controls over financial reporting was established and maintained and if such controls operated effectively in all material respects.
- Our audit involves performing procedures to obtain audit evidence about the adequacy of the internal financial controls system over financial reporting and their operating effectiveness. Our audit of internal financial controls over financial reporting included obtaining an understanding of internal financial controls over financial reporting, assessing the risk

that a material weakness exists, and testing and evaluating the design and operating effectiveness of internal control based on the assessed risk. The procedures selected depend on the auditor's judgment, including the assessment of the risks of material misstatement of the financial statements, whether due to fraud or error.

- We believe that the audit evidence we have obtained is sufficient and appropriate to provide a basis for our audit opinion on the Company's internal financial controls system over financial reporting.

Meaning of Internal Financial Controls over Financial Reporting

- Company's internal financial control over financial reporting is a process designed to provide reasonable assurance regarding the reliability of financial reporting and the preparation of financial statements for external purposes in accordance with generally accepted accounting principles. A Company's internal financial control over financial reporting includes those policies and procedures that:
 - (1) pertain to the maintenance of records that, in reasonable detail, accurately and fairly reflect the transactions and dispositions of the assets of the Company;
 - (2) provide reasonable assurance that transactions are recorded as necessary to permit preparation of financial statements in accordance with generally accepted accounting principles, and that receipts and expenditures of the Company are being made only in accordance with authorizations of management and directors of the Company; and
 - (3) provide reasonable assurance regarding prevention or timely detection of unauthorized acquisition, use, or disposition of the Company's assets that could have a material effect on the financial statements.

INHERENT LIMITATIONS OF INTERNAL FINANCIAL CONTROLS OVER FINANCIAL REPORTING

- Because of the inherent limitations of internal financial controls over financial reporting, including the possibility of collusion or improper management override of controls, material misstatements due to error or fraud may occur and not be detected. Also, projections of any evaluation of the internal financial controls over financial reporting to future periods are subject to the risk that the internal financial control over financial reporting may become inadequate because of changes in conditions, or that the degree of compliance with the policies or procedures may deteriorate.

OPINION

- In our opinion, the Company has, in all material respects, an adequate internal financial controls system over financial reporting and such internal financial controls over financial reporting were operating effectively as at March 31, 2025, based on the internal control over financial reporting criteria established by the Company considering the essential components of internal control stated in the Guidance Note on Audit of Internal Financial Controls Over Financial Reporting issued by the Institute of Chartered Accountants of India.

For Singhi & Co.,
Chartered Accountants
Firm Registration No: 302049E

Sudesh Choraria
Partner
Membership No: 204936
UDIN: 25204936BMOIOWI3585

Date: : April 28, 2025
Place: Chennai

Balance Sheet

As at 31st March 2025

(₹ in Lakhs)

Particulars	Note	As at 31-Mar-2025	As at 31-Mar-2024
ASSETS			
1) Non-Current Assets			
a) Property, Plant and Equipment	2	16,778.52	6,064.08
b) Capital Work in Progress	2	839.54	2,910.12
c) Financial Assets			
i) Investments	3	157.15	144.82
ii) Other Financial Assets	4	15.37	10.31
d) Other Non-Current Assets	5	211.60	838.41
Total Non-Current Assets (A)		18,002.18	9,967.74
2) Current Assets			
a) Inventories	6	9,015.95	5,870.61
b) Financial Assets			
i) Investments	7	698.93	6,516.92
ii) Trade Receivables	8	9,926.11	6,112.33
iii) Cash & Cash Equivalents	9A	3,011.80	712.27
iv) Bank balances other than (iii) above	9B	775.43	218.75
vi) Other Financial Assets	10	0.76	0.76
c) Current Tax Assets	11	123.18	80.00
d) Other Current Assets	11	1,086.80	621.63
Total Current Assets (B)		24,638.96	20,133.27
Total Assets (A+B)		42,641.14	30,101.01
EQUITY & LIABILITIES			
Equity			
a) Equity Share Capital	12	997.50	997.50
b) Other Equity	13	30,199.91	22,047.01
Total Equity (C)		31,197.41	23,044.51
Liabilities			
1) Non-Current Liabilities			
a) Financial Liabilities		-	-
b) Provisions	14	188.95	148.46
c) Deferred Tax Liability (net)		489.04	352.12
Total Non Current Liabilities (D)		677.99	500.58
2) Current Liabilities			
a) Financial Liabilities			
i) Borrowings	15	4,142.63	-
ii) Trade Payables	16		
- Outstanding Dues of Micro and Small Enterprises		296.07	150.47
- Outstanding Dues of Creditors other than Micro and Small Enterprises		3,594.78	4,385.92
b) Other Current Liabilities	17	2,483.72	1,873.84
c) Provisions	18	126.22	127.83
d) Current Tax Liabilities (Net)	19	122.32	17.86
Total Current Liabilities (E)		10,765.74	6,555.92
TOTAL EQUITY AND LIABILITIES (C+D+E)		42,641.14	30,101.01

Material Accounting Policies, Key Accounting Estimates and Judgements.

1

The accompanying Notes are an integral part of the Financial Statements.

As per our report of even date attached

For Singhi & Co.,
Chartered Accountants
Firm Registration No. 302049E

For and on behalf of the Board of Directors of
TANFAC Industries Limited
CIN: L24117TN1972PLC006271

Sudesh Choraria
Partner
Membership No. 204936

Afzal Harunbhai Malkani
Director
DIN 07194226

R. Karthikeyan
Director
DIN 00824621

Place: Chennai
Date: 28.04.2025

S Vinod Kumar
Company Secretary

N.R.Ravichandran
Chief Financial Officer

Statement of Profit and Loss

For the period ended 31st March 2025

(₹ in Lakhs)

Particulars	Note	31-Mar-2025	31-Mar-2024
INCOME			
Revenue from Operations	20	55,698.07	37,814.50
Other Income	21	295.70	707.93
Total Income (A)		55,993.77	38,522.43
EXPENDITURE			
Cost of Materials Consumed	22	30,759.94	22,044.48
Changes in inventories of Finished goods, Stock in Trade and Work in Progress	23	(237.52)	36.63
Employee Benefit Expenses	24	2,291.45	2,032.82
Finance cost	25	259.76	73.03
Depreciation/Amortization and Impairment Expenses	2	1,046.27	700.42
Power and Fuel	26	3,833.27	1,995.30
Other Expenses	27	6,164.53	4,633.77
Total Expenses (B)		44,117.70	31,516.45
Profit Before Tax (C = A-B)		11,876.07	7,005.98
Tax Expense			
i) Current Tax		2,927.31	1,723.91
ii) Deferred Tax		134.05	34.04
Profit for the Year (D)		8,814.71	5,248.03
Other Comprehensive Income (OCI)			
(i) Items that will not be reclassified to Profit or Loss	28	48.41	23.18
(ii) Income tax relating to items that will not be reclassified to Profit or loss		(11.95)	(5.78)
(iii) Items that will be reclassified subsequently to profit or loss		-	-
(iv) Income tax relating to items that will be reclassified to Profit or loss		-	-
Other Comprehensive Income for the Year (E)		36.46	17.40
Total Comprehensive Income for the year (D+E)		8,851.17	5,265.43
Earnings per Share (Face Value of ₹ 10 each fully paid up)	29.8		
- Basic		88.37	52.61
- Diluted		88.37	52.61

Material Accounting Policies, Key Accounting Estimates and Judgements.

1

The accompanying Notes are an integral part of the Financial Statements.

As per our report of even date attached

For Singhi & Co.,
Chartered Accountants
Firm Registration No. 302049E

For and on behalf of the Board of Directors of
TANFAC Industries Limited
CIN: L24117TN1972PLC006271

Sudesh Choraria
Partner
Membership No. 204936

Afzal Harunbhai Malkani
Director
DIN 07194226

R. Karthikeyan
Director
DIN 00824621

Place: Chennai
Date: 28.04.2025

S Vinod Kumar
Company Secretary

N.R.Ravichandran
Chief Financial Officer

Cash Flow Statement

For the period ended 31st March 2025

(₹ in Lakhs)

Sr. No	Particulars	31-Mar-2025	31-Mar-2024
A.	CASH FLOW FROM OPERATING ACTIVITIES		
	Net Profit before Tax Including Other Comprehensive Income	11,924.46	7,029.16
	Adjustments for:		
	Depreciation & Amortisation of Expenses	1,046.27	700.42
	Finance Cost	259.76	73.03
	Excess provisions & Liabilities no longer required written back	(6.60)	(171.76)
	Loss/(Profit) on Sale of Property, Plant & Equipment	(1.85)	1.48
	Loss/(Profit) on Fair Valuation of Investment	(51.05)	(181.41)
	Loss/(Profit) on Sale of Investment	(163.17)	(308.25)
	Interest & Dividend Income	(43.46)	(37.96)
	Exchange Rate Fluctuations (Net)	82.40	52.73
	Provision for Inventories	17.48	44.49
	Operating Profit before Working Capital changes	13,064.24	7,201.93
	Adjustments for:		
	Trade and Other Receivables	(3,712.71)	(1,814.69)
	Inventories	(3,162.82)	(622.21)
	Trade Payable and Provisions	(78.96)	448.35
		(6,954.49)	(1,988.55)
	Cash Generated From/ (Used in) Operations	6,109.75	5,213.38
	Direct Taxes (Payment)/Refund (net)	(2,825.57)	(1,790.00)
		(2,825.57)	(1,790.00)
	Net Cash Generated From/ (Used in) Operating Activities	3,284.18	3,423.38
B.	CASH FLOW FROM INVESTING ACTIVITIES		
	Purchase of Property Plant & Equipment (Note-II below)	(9,702.92)	(3,612.10)
	Sale of Fixed Assets	14.65	0.07
	Purchase of Investments	(19,607.27)	(30,735.21)
	Sale of Investments	25,639.48	31,270.33
	Investment In Mutual Funds/Bank Fixed Deposits	(556.68)	2.27
	Interest and Dividend Income	43.46	37.96
	Net Cash flow From/ (Used in) Investing Activities	(4,169.28)	(3,036.68)
C.	CASH FLOW FROM FINANCING ACTIVITIES		
	Buyer's credit/ICD	4,000.00	-
	Short term loan availed/ (Repaid)	142.64	-
	Finance Cost	(259.76)	(73.03)
	Dividend/Interim Dividend Paid	(698.25)	(648.38)
	Net Cash flow From/ (Used in) financing Activities	3,184.63	(721.41)
	Net Increase/ (Decrease) in Cash and Cash Equivalents	2,299.53	(334.71)
	Cash & Cash Equivalents at the Beginning of the year (Note 9)	712.27	1,046.98
	Cash & Cash Equivalents at the End of the year (Note 9)	3,011.80	712.27
		2,299.53	(334.71)

Material Accounting Policies - Note 1.

The accompanying notes are an intergral part of the financial statements.

Note I: The Cash Flow Statement has been prepared under the 'Indirect Method' as set out in Indian Accounting Standard (Ind AS 7) - Statement of Cash Flows, as prescribed under the Companies Act (Indian Accounting Standard) Rules, 2015.

Note II: Purchase of Property, Plant and Equipment includes movements of Capital Work-in-Progress (including Capital Advances) and Capital Expenditure Creditors during the year.

As per our report of even date attached

For Singhi & Co.,
Chartered Accountants
Firm Registration No. 302049E

For and on behalf of the Board of Directors of
TANFAC Industries Limited
CIN: L24117TN1972PLC006271

Sudesh Choraria
Partner
Membership No. 204936

Afzal Harunbhai Malkani
Director
DIN 07194226

R. Karthikeyan
Director
DIN 00824621

Place: Chennai
Date: 28.04.2025

S Vinod Kumar
Company Secretary

N.R.Ravichandran
Chief Financial Officer

Statement of Change in Equity

For the period ended 31st March 2025

A) EQUITY SHARE CAPITAL

(₹ in Lakhs)		
Particulars	As at 31-Mar-2025	As at 31-Mar-2024
Balance at the beginning of the reporting year	997.50	997.50
Changes in Equity Share capital due to prior period errors	-	-
Restated Balance at the beginning of the current reporting period	-	-
Changes in Equity Share capital during the year	-	-
Balance at the end of the reporting year	997.50	997.50

B) OTHER EQUITY

(₹ in Lakhs)							
Particulars	General Reserve	Retained Earnings	Securities premium	Capital Redemption Reserve	Capital Reserve	Equity Instruments through OCI	Total
Balance as at 1 st April 2024 (I)	3,324.96	18,089.65	2.18	500.00	30.46	99.77	22,047.01
Profit for the year	-	8,814.69	-	-	-	-	8,814.69
Other Comprehensive Income for the year (net of Income tax) *	-	27.00	-	-	-	9.46	36.45
Total Comprehensive income for the year (2024-25) (II)	-	8,841.69	-	-	-	9.46	8,851.15
LESS: Dividend	-	-	-	-	-	-	-
On Equity Shares	-	(698.25)	-	-	-	-	(698.25)
Balance as at 31 st March 2025 (III) = I+II	3,324.96	26,233.09	2.18	500.00	30.46	109.22	30,199.91

C) OTHER EQUITY

(₹ in Lakhs)							
Particulars	General Reserve	Retained Earnings	Securities premium	Capital Redemption Reserve	Capital Reserve	Equity Instruments through OCI	Total
Balance as at 1 st April 2023 (I)	3,324.96	13,475.49	2.18	500.00	30.46	96.87	17,429.96
Profit for the year	-	5,248.03	-	-	-	-	5,248.03
Other Comprehensive Income for the year (net of Income tax) *	-	14.51	-	-	-	2.89	17.40
Total Comprehensive income for the year (2023-24) (II)	-	5,262.54	-	-	-	2.89	5,265.44

C) OTHER EQUITY (Contd.)

(₹ in Lakhs)							
Particulars	General Reserve	Retained Earnings	Securities premium	Capital Redemption Reserve	Capital Reserve	Equity Instruments through OCI	Total
Dividend Distribution Tax	-	-	-	-	-	-	-
On Equity Shares	-	(648.38)	-	-	-	-	(648.38)
Balance as at 31 st March 2024 (III) = I+II	3,324.96	18,089.65	2.18	500.00	30.46	99.77	22,047.01

* Represent Measurement of Defined Benefit Obligations.

Material Accounting Policies, Key Accounting Estimates and Judgements - Refer Note 1.

The accompanying Notes are an integral part of the Financial Statements.

As per our report of even date attached

For Singhi & Co.,
Chartered Accountants
Firm Registration No. 302049E

For and on behalf of the Board of Directors of
TANFAC Industries Limited
CIN: L24117TN1972PLC006271

Sudesh Choraria
Partner
Membership No. 204936

Afzal Harunbhai Malkani
Director
DIN 07194226

R. Karthikeyan
Director
DIN 00824621

Place: Chennai
Date: 28.04.2025

S Vinod Kumar
Company Secretary

N.R.Ravichandran
Chief Financial Officer

Notes forming part of the Financial Statements

For the Period Ended 31st March 2025

CORPORATE INFORMATION

Tanfac Industries Limited is a joint venture company promoted by Anupam Rasayan India Limited (previously by Aditya Birla Group) and the Tamil Nadu Industrial Development Corporation (TIDCO). Incorporated in 1972, it is one of India's largest suppliers of fluorine chemicals. The equity shares of the Company are listed on BSE Ltd (BSE).

The address of its registered office is Plot No. 14 SIPCOT Industrial Complex Kudikadu, Cuddalore - 607005, Tamilnadu.

The financial statements of the Company for the year ended 31 March 2025 were authorised for issue by the Board of Directors at their meeting held on 28th April 2025.

a. Statement of Compliance:

These financial statements are prepared in accordance with the Indian Accounting Standards ('Ind AS') notified under the Companies (Indian Accounting Standards) Rules, 2015 as amended from time to time, the relevant provisions of the Companies Act, 2013 ('the Act') and guidelines issued by the Securities and Exchange Board of India ('SEBI'), as applicable.

b. Basis for Preparation and Presentation of Financial Statements:

Basis of Preparation:

The financial statements have been prepared on the going concern basis and a historical cost basis, except for the following assets and liabilities:

- (i) Certain financial assets and liabilities measured at fair value.
- (ii) Employee's Defined Benefit Plan measured as per Actuarial Valuation.
- (iii) Derivative Financial Instruments measured at fair value.

Fair value is the price that would be received to sell an asset or paid to transfer a liability in an orderly transaction between market participants at the measurement date under current market conditions, regardless of whether that price is directly observable or estimated using another valuation technique. In determining the fair value of an asset or a liability, the Company takes into account the characteristics of the asset or liability if market participants would take those characteristics into account when pricing the asset or liability at the measurement date.

Functional and Presentation Currency:

The financial statements are presented in Indian Rupees, which is the functional currency of the Company and the currency of the primary economic environment in which the Company operates, and all values are rounded to the nearest Lakhs, except as stated otherwise.

Classification of Assets and Liabilities into Current/Non-Current:

All assets and liabilities are classified as current or non-current as per the Company's normal operating cycle, and other criteria set out in Schedule III of the Companies Act, 2013. Based on the nature of products and the time lag between the acquisition of assets for processing and their realisation in cash and cash equivalents, 12 months period has been considered by the Company as its normal operating cycle.

Note 1(A) Material Accounting Policies

a. Property, Plant and Equipment (PPE):

Property, plant and equipment are stated at acquisition or construction cost less accumulated depreciation and impairment loss. Cost comprises the purchase price and any attributable cost of bringing the asset to its location and working condition for its intended use, including relevant borrowing costs and any expected costs of decommissioning.

The cost of an item of PPE is recognised as an asset if, and only if, it is probable that the economic benefits associated with the item will flow to the Company in future periods and the cost of the item can be measured reliably. Expenditure incurred after the PPE have been put into operations, such as repairs and maintenance expenses are charged to the Statement of Profit and Loss during the period in which they are incurred.

Items such as spare parts, standby equipment and servicing equipment are recognised as PPE when it is held for use in the production or supply of goods or services, or for administrative purpose, and are expected to be used for more than one year. Otherwise such items are classified as inventory.

An item of PPE is de-recognised upon disposal or when no future economic benefits are expected to arise from the continued use of the assets. Any gain or loss arising on the disposal or retirement of an item of PPE, is determined as the difference between the sales proceeds and the carrying amount of the asset and is recognised in the Statement of Profit and Loss.

If significant parts of an item of PPE have different useful lives, then they are accounted for as separate items (major components) of PPE. Capital work-in-progress includes cost of property, plant and equipment under installation/under development as at the reporting date.

b. Expenditure during construction period:

Expenditure, net of income earned, during construction (including financing cost related to borrowed funds for construction or acquisition of qualifying PPE) period is included under capital work-in-progress, and the same is allocated to the respective PPE on the completion of construction. Advances given towards acquisition or

construction of PPE outstanding at each reporting date are disclosed as Capital Advances under "Other Non-Current Assets.

c. Depreciation:

Depreciation is the systematic allocation of the depreciable amount over its useful life. Depreciation on Buildings and Plant & Machinery is provided on a straight-line basis over such useful lives as prescribed under Schedule II to the Companies Act, 2013. Depreciation on all other assets other than Buildings and Plant & Machinery has been provided on Written Down Value method.

The Company has used the following useful lives of the property, plant and equipment to provide depreciation.

Major assets class where useful life considered as provided in Schedule II:

Nature	Estimated Useful Life
1) Buildings (Factory Buildings/Other than factory buildings)	30 Year/60 Year
2) Roads & Culverts	5-10 Year
3) Plant & Machinery	8-15 Year
4) Office Equipment	4-7 Year
5) Furniture & Fixture	5-12 Year
6) Company Vehicles (Other Than those provided to Employees)	8-10 Year
7) Motor Cars given to Employees as per the Company's Scheme Policy	4-5 Year
8) Server & Networks	4-5 Year
9) Stores and Spares in the Nature of PPE	3 Year

Also,

- i) Where a significant component (in terms of cost) of an asset has an estimated economic useful life shorter than that of its corresponding asset, the component is depreciated over its shorter life.
- ii) Depreciation on additions is being provided on Pro rata basis from the date of such additions.
- iii) Depreciation on sale or disposal is provided on Pro rata basis till the date of such sale or disposal.
- iv) Depreciation on assets sold, discarded or demolished during the year is being provided up to the month in which such assets are sold, discarded or demolished.
- v) Depreciation and amortization methods, useful lives and residual values are reviewed at each financial year end and adjusted prospectively.
- vi) Leasehold lands are amortized over the period of the lease.

Depreciable amount for PPE is the cost of PPE less its estimated residual value. The useful life of PPE is the

period over which PPE is expected to be available for use by the Company, or the number of production or similar units expected to be obtained from the asset by the Company.

d. Intangible Assets and Amortization:

Intangible assets are recognized only if it is probable that the future economic benefits attributable to asset will flow to the Company and the cost of asset can be measured reliably. The Company determines the useful life as the period over which the future economic benefits will flow to the Company after taking into account all relevant facts and circumstances.

Intangible assets are measured at cost. Following initial recognition, intangible asset is carried at acquisition/development cost less accumulated amortization and accumulated impairment loss if any. Cost of Intangible asset includes purchase price including non - refundable taxes and duties, borrowing cost directly attributable to the qualifying asset and any directly attributable expenditure on making the asset ready for its intended use.

Intangible assets with finite lives are amortised over the useful economic life and assessed for impairment whenever there is an indication that the intangible asset may be impaired. The amortisation period and the amortisation method for an intangible asset with a finite useful life are reviewed at least at the end of each reporting period. Changes in the expected useful life or the expected pattern of consumption of future economic benefits embodied in the asset are considered to modify the amortisation period or method, as appropriate, and are treated as changes in accounting estimates. The amortisation expense on intangible assets with finite lives is recognised in the Statement of Profit and Loss unless such expenditure forms part of carrying value of another asset. Intangible assets are amortised on a straight-line basis over their estimated useful lives.

Gains or losses arising from de-recognition of an intangible asset are measured as the difference between the net disposal proceeds and the carrying amount of the asset and are recognised in the Statement of Profit and Loss when the asset is recognised.

e. Impairment of Non-Financial Assets:

At the end of each reporting period, the Company reviews the carrying amounts of non-financial assets to determine whether there is any indication that those assets have suffered an impairment loss. If any such indication exists, the recoverable amount of the asset is estimated in order to determine the extent of the impairment loss (if any). When it is not possible to estimate the recoverable amount of an individual asset, the Company estimates the recoverable amount of the cash-generating unit to which the asset belongs.

When a reasonable and consistent basis of allocation can be identified, corporate assets are also allocated to individual cash-generating units, or otherwise they are allocated to the smallest group of cash-generating units for which a reasonable and consistent allocation basis can

be identified Intangible assets with indefinite useful lives and intangible assets not yet available for use are tested for impairment at least annually, and whenever there is an indication that the asset may be impaired.

Recoverable amount is the higher of fair value less costs of disposal and value in use. In assessing value in use, the estimated future cash flows are discounted to their present value using a pre-tax discount rate that reflects current market assessments of the time value of money and the risks specific to the asset for which the estimates of future cash flows have not been adjusted.

If the recoverable amount of an asset (or cash-generating unit) is estimated to be less than its carrying amount, the carrying amount of the asset (or cash-generating unit) is reduced to its recoverable amount. An impairment loss is recognised immediately in Statement of Profit and Loss, unless the relevant asset is carried at a revalued amount, in which case the impairment loss is treated as a revaluation decrease.

When an impairment loss subsequently reverses, the carrying amount of the asset (or a cash-generating unit) is increased to the revised estimate of its recoverable amount, but so that the increased carrying amount does not exceed the carrying amount that would have been determined had no impairment loss been recognised for the asset (or cash-generating unit) in prior years. A reversal of an impairment loss is recognised immediately in the Statement of Profit and Loss, unless the relevant asset is carried at a revalued amount, in which case the reversal of the impairment loss is treated as a revaluation increase.

f. Non-Current assets (or disposal Company) classified as held for disposal:

Assets are classified as held for disposal and stated at the lower of carrying amount and fair value less costs to sell. To classify any Asset as "Asset held for disposal" the asset must be available for immediate sale and its sale must be highly probable. Such assets or Company of assets are presented separately in the Balance Sheet, in the line "Assets held for disposal". Once classified as held for disposal, intangible assets and PPE are no longer amortised or depreciated.

The management must be committed to the sale/ distribution expected within one year from the date of classification.

g. Inventories:

Raw materials, fuel, stores & spare parts and packing materials:

Valued at lower of cost and net realisable value (NRV). However, these items are considered to be realisable at cost, if the finished products, in which they will be used, are expected to be sold at or above cost. The cost is computed on weighted average basis which includes expenditure incurred for acquiring inventories like purchase price, import duties, taxes (net of tax credit) and other costs incurred in bringing the inventories to their present location and condition.

Work-in- progress (WIP), finished goods, stock-in-trade and trial run inventories:

Valued at lower of cost and NRV. Cost of Finished goods and WIP includes cost of raw materials, cost of conversion and other costs incurred in bringing the inventories to their present location and condition. Cost of inventories is computed on weighted average basis.

Waste/Scrap:

Waste/Scrap inventory is valued at NRV. Net realisable value is the estimated selling price in the ordinary course of business, less the estimated costs of completion and the estimated costs necessary to make the sale.

Obsolete, defective, slow moving and unserviceable inventories, if any, are duly provided for.

h. Borrowing Costs:

Borrowing costs that are directly attributable to the acquisition, construction or development of a qualifying asset are capitalized as part of the cost of the respective asset till such time the asset is ready for its intended use. A qualifying asset is an asset which necessarily takes a substantial period of time to get ready for its intended use. All other borrowing costs are expensed in the period in which they occur.

Borrowing costs consist of interest, amortization of discounts, hedge related cost incurred in connection with foreign currency borrowings and exchange difference arising from foreign currency borrowings to the extent they are treated as an adjustment to the borrowing cost and other costs that an entity incurs in connection with the borrowing of funds.

Investment income earned on the temporary investment of specific borrowings pending their expenditure on qualifying assets is deducted from the borrowing costs eligible for capitalisation. All other borrowing costs are recognised in the Statement of Profit and Loss in the period in which they are incurred.

i. Revenue Recognition:

Revenue is recognized on the basis of approved contracts regarding the transfer of goods to a customer for an amount that reflects the consideration to which the entity expects to be entitled in exchange for those goods or services.

Revenue from the sale of goods is recognized at a point in time when the control over the product has been transferred to the Customer. Control of the product transfers upon shipment of the product to the customer or when the product is made available to the customer, provided transfer of title to the customer occurs and the Company has not retained any significant risks of ownership or future obligations with respect to the product shipped. Revenue towards satisfaction of a performance obligation is measured at the amount of transaction price allocated to that performance obligation, in accordance with Ind AS115 " Revenue from contract with customers". Amounts disclosed as revenue are net off returns, trade allowances, rebates and indirect taxes.

Interest Income is recognised on a time proportion basis taking into account the amount outstanding and the interest rate applicable.

Export Incentives are accounted for to the extent considered recoverable by the Management.

j. Lease:

The determination of whether an arrangement is (or contains) a lease is based on the substance of the arrangement at the inception of the lease. The arrangement is, or contains, a lease if fulfilment of the arrangement is dependent on the use of a specific asset, or assets and the arrangement conveys a right or control to use the asset, or assets even if that right is not explicitly specified in an arrangement.

The arrangement conveys the right to control the use of an identified asset, if it involves the use of an identified asset and the Company has substantially all of the economic benefits from use of the asset and has right to direct the use of the identified asset. The cost of the right-of-use asset shall comprise of the amount of the initial measurement of the lease liability adjusted for any lease payments made at or before the commencement date plus any initial direct costs incurred. The right-of-use assets is subsequently measured at cost less any accumulated depreciation, accumulated impairment losses, if any and adjusted for any remeasurement of the lease liability. The right-of-use assets is depreciated using the straight-line method from the commencement date over the shorter of lease term or useful life of right-of-use asset.

The Company measures the lease liability at the present value of the lease payments that are not paid at the commencement date of the lease. The lease payments are discounted using the interest rate implicit in the lease, if that rate can be readily determined. If that rate cannot be readily determined, the Company uses incremental borrowing rate.

For short-term and low value leases, the Company recognises the lease payments as an operating expense on a straight-line basis over the lease term.

k. Employee Benefit Expense:

Defined benefit plan:

The Company pays gratuity to the employees whoever has completed five years of service with the Company at the time of resignation/superannuation. The gratuity liability amount is contributed to the approved gratuity fund formed exclusively for gratuity payment to the employees.

The liability in respect of gratuity and other post-employment benefits is calculated using the Projected Unit Credit Method and spread over the period during which the benefit is expected to be derived from employees' services.

Re-measurement of defined benefit plans in respect of post-employment are charged to the Other Comprehensive Income. Re-measurement recognised in Other Comprehensive Income ('OCI') is reflected immediately in retained earnings and will not be reclassified to Statement of Profit and Loss.

The present value of the defined benefit plan liability is calculated using a discount rate which is determined by reference to market yields at the end of the reporting period on government bonds.

The defined benefit obligation recognised in the Balance Sheet represents the actual deficit or surplus in the Company's defined benefit plans. Any surplus resulting from this calculation is limited to the present value of any economic benefits available in the form of refunds from the plans or reductions in future contributions to the plans.

Defined contribution plan:

Employee benefits in the form of contribution to superannuation fund, provident fund managed by Government authorities, Employee state Insurance Corporation and Labour Welfare Fund are considered as defined contribution plan and the same is charged to Statement of Profit or Loss for the year when the contributions to the respective funds are due.

Other long-term employee benefits:

The Company has a scheme for leave encashment for employee, the liability for which is determined on the basis of an actuarial valuation carried out at the end of the year using Projected Unit Credit method.

Short Term Employee Benefits:

Short-term employee benefits are recognised as an expense on accrual basis.

l. Income Taxes:

The tax expense for the period comprises current and deferred tax. Tax is recognized in Statement of Profit and Loss, except to the extent that it relates to items recognized in the OCI or in equity. In which case, the tax is also recognized in OCI or equity.

Current Tax:

Current tax assets and liabilities are measured at the amount expected to be recovered from or paid to the taxation authorities. The tax rates and tax laws used to compute the amount are those that are enacted or substantively enacted, at the reporting date in the countries where the Company operates and generates taxable income.

The management periodically evaluates positions taken in the tax returns with respect to situations in which applicable tax regulations are subject to interpretation and established provisions, where appropriate.

Deferred Tax:

Deferred tax is recognized on temporary differences between the carrying amounts of assets and liabilities in the financial statements and the corresponding tax bases used in the computation of taxable profit.

Deferred tax liabilities and assets are measured at the tax rates that are expected to apply in the period in which the liability is settled or the asset realised, based on tax rates (and tax laws) that have been enacted or substantively enacted by the end of the reporting period.

Deferred tax assets and liabilities are offset if there is a legally enforceable right to offset current tax liabilities and assets, and they relate to income taxes levied by the same tax authority, but they intend to settle current tax liabilities and assets on a net basis or their tax assets and liabilities will be realized simultaneously.

A deferred tax asset is recognized only to the extent that it is probable that future taxable profits will be available against which the temporary difference can be utilised. Deferred tax assets are reviewed at each reporting date and are reduced to the extent that it is no longer probable.

m. Foreign Currency Transactions:

Transactions denominated in foreign currencies are recorded at the exchange rates prevailing on the date of the transaction. As at balance sheet date, foreign currency monetary items are translated at closing exchange rate. Foreign currency non-monetary items carried at fair value are translated at the rates prevailing at the date when the fair value was determined. Foreign currency non-monetary items measured in terms of historical cost are translated using the exchange rate as at the date of initial transactions.

Exchange difference arising on settlement or translation of foreign currency monetary items are recognized as income or expense in the year in which they arise except to the extent exchange differences are regarded as an adjustment to interest cost on those foreign currency borrowings relating to assets under construction for future productive use, which are included in the cost of those assets when they are regarded as an adjustment to interest costs on those foreign currency borrowings.

n. Financial Instruments:

A financial instrument is any contract that gives rise to a financial asset of one entity and a financial liability or equity instrument of another entity. Financial Assets & Financial Liabilities are recognized when the Company becomes party to contractual provisions of the relevant instrument.

Initial Measurement:

At initial recognition, the Company measures a financial asset and financial liabilities at its fair value. Transaction costs that are directly attributable to the acquisition or issue of financial assets and financial liabilities (other than

financial assets and financial liabilities at fair value through profit or loss and ancillary costs related to borrowings) are added to or deducted from the fair value of the financial assets or financial liabilities, as appropriate, on initial recognition. Transaction costs directly attributable to the acquisition of financial assets or financial liabilities at fair value through profit or loss are recognised immediately in Statement of Profit and Loss.

Classification and Subsequent Measurement: Financial Assets:

The Company classifies financial assets as subsequently measured at amortised cost, fair value through other comprehensive income ("FVOCI") or fair value through profit or loss ("FVTPL") on the basis of following:

- the entity's business model for managing the financial assets; and
- the contractual cash flow characteristics of the financial asset.

Amortised Cost:

A financial asset shall be classified and measured at amortised cost if both of the following conditions are met:

- the financial asset is held within a business model whose objective is to hold financial assets in order to collect contractual cash flows; and
- the contractual terms of the financial asset give rise on specified dates to cash flows that are solely payments of principal and interest (SPPI) on the principal amount outstanding.

After initial measurement, such financial assets are subsequently measured at amortised cost using the effective interest rate (EIR) method. Amortised cost is calculated by taking into account any discount or premium on acquisition and fees or costs that are an integral part of the EIR. The EIR amortisation is included in finance income in the statement of profit or loss. The losses arising from impairment are recognised in the statement of profit or loss. This category generally applies to trade and other receivables.

Fair Value through Other Comprehensive Income ('FVOCI'):

A financial asset shall be classified and measured at FVOCI if both of the following conditions are met:

- the financial asset is held within a business model whose objective is achieved by both collecting contractual cash flows and selling financial assets; and
- the contractual terms of the financial asset give rise on specified dates to cash flows that are solely payments of principal and interest (SPPI) on the principal amount outstanding.

Financial Asset included within the FVOCI category are measured initially as well as at each reporting date at fair value. Fair value movements are recognised in the Other

Comprehensive Income (OCI). However, the Company recognizes interest income, impairment losses & reversals and foreign exchange gain or loss in the Statement of Profit and Loss. On de-recognition of the asset, cumulative gain or loss previously recognised in OCI is re-classified from the equity to Statement of Profit and Loss. Interest earned whilst holding FVTOCI debt instrument is reported as interest income using the EIR method.

Fair Value through Profit or Loss ('FVTPL'):

FVTPL is a residual category for Financial Asset. Any debt instrument, which does not meet the criteria for categorization as at amortised cost or as FVOCI, is classified as at FVTPL.

Financial Assets included within the FVTPL category are measured at fair value with all changes recognized in the Statement of Profit and Loss.

All recognised financial assets are subsequently measured in their entirety at either amortised cost or fair value, depending on the classification of the financial assets.

Equity instruments:

All equity investments in scope of Ind-AS 109 are measured at fair value. Equity instruments which are held for trading are classified as at FVTPL. For all other equity instruments, the Company decides to classify the same either as at FVTOCI or FVTPL. The Company makes such election on an instrument-by-instrument basis. Where the Company's management has elected to present fair value gains and losses on equity investments in other comprehensive income, there is no subsequent reclassification of fair value gains and losses to the Statement of Profit and Loss. Dividends from such investments are recognized in the Statement of Profit and Loss as other income when the Company's right to receive payments is established.

Impairment of financial assets:

The Company assesses on a forward looking basis the expected credit losses associated with its assets. The impairment methodology applied depends on whether there has been a significant increase in credit risk.

For Financial Assets, the Company applies 'simplified approach' as specified under Ind AS 109, which requires expected lifetime losses to be recognised from initial recognition of the receivables. The application of simplified approach does not require the Company to track changes in credit risk. The provision matrix is prepared based on historically observed default rates over the expected life of trade receivables and is adjusted for forward-looking estimates. At each reporting date, the historically observed default rates and changes in the forward-looking estimates are updated.

Derecognition of Financial Instruments:

The Company derecognises a financial asset when the contractual rights to the cash flows from the asset expire, or when it transfers the financial asset and substantially all the risks and rewards of ownership of the asset to

another party. If the Company neither transfers nor retains substantially all the risks and rewards of ownership and continues to control the transferred asset, the Company recognises its retained interest in the asset and an associated liability for amounts it may have to pay. If the Company retains substantially all the risks and rewards of ownership of a transferred financial asset, the Company continues to recognise the financial asset and also recognises a collateralised borrowing for the proceeds received.

On derecognition of a financial asset in its entirety, the difference between the asset's carrying amount and the sum of the consideration received and receivable and the cumulative gain or loss that had been recognised in other comprehensive income and accumulated in equity is recognised in statement of profit or loss if such gain or loss would have otherwise been recognised in statement of profit or loss on disposal of that financial asset.

On derecognition of a financial asset other than in its entirety (e.g. when the Company retains an option to repurchase part of a transferred asset), the Company allocates the previous carrying amount of the financial asset between the part it continues to recognise under continuing involvement, and the part it no longer recognises on the basis of the relative fair values of those parts on the date of the transfer. The difference between the carrying amount allocated to the part that is no longer recognised and the sum of the consideration received for the part no longer recognised and any cumulative gain or loss allocated to it that had been recognised in other comprehensive income is recognised in statement of profit or loss if such gain or loss would have otherwise been recognised in statement of profit or loss on disposal of that financial asset. A cumulative gain or loss that had been recognised in other comprehensive income is allocated between the part that continues to be recognised and the part that is no longer recognised on the basis of the relative fair values of those parts.

Loans and Borrowings:

After initial recognition, interest-bearing loans and borrowings are subsequently measured at amortised cost using the Effective Interest Rate (EIR) method. Gains and losses are recognised in the Statement of Profit and Loss, when the liabilities are derecognised as well as through the EIR amortisation process.

Amortised cost is calculated by taking into account any discount or premium on acquisition and fees or costs that are an integral part of the EIR. The EIR amortisation is included as finance costs in the Statement of Profit and Loss.

De-recognition of Financial Liabilities:

The Company de-recognises financial liabilities when and only when, the Company's obligations are discharged, cancelled or have expired. The difference between the carrying amount of the financial liability de-recognised and the consideration paid and payable is recognised in Statement of Profit and Loss.

Classification and Subsequent Measurement: Financial Liabilities:

Fair Value Measurement:

The Company measures financial instruments, such as investments (other than equity investments in Subsidiaries, Joint Ventures and Associates) and derivatives at fair values at each Balance Sheet date.

Fair value is the price that would be received to sell an asset or paid to transfer a liability in an orderly transaction between market participants at the measurement date. The fair value measurement is based on the presumption that the transaction to sell the asset or transfer the liability takes place either: In the principal market for the asset or liability, or In the absence of a principal market, in the most advantageous market for the asset or liability.

The fair value of an asset or a liability is measured using the assumptions that market participants would use when pricing the asset or liability, assuming that market participants act in their economic best interest.

A fair value measurement of a non-financial asset takes into account a market participant's ability to generate economic benefits by using the asset in its highest and best use or by selling it to another market participant that would use the asset in its highest and best use.

The Company uses valuation techniques that are appropriate in the circumstances and for which sufficient data are available to measure fair value, maximising the use of relevant observable inputs and minimising the use of unobservable inputs.

All assets and liabilities (for which fair value is measured or disclosed in the financial statements) are categorised within the fair value hierarchy, described as follows, based on the lowest level input that is significant to the fair value measurement as a whole:

Level 1 - Quoted (unadjusted) market prices in active markets for identical assets or liabilities.

Level 2 - Valuation techniques for which the lowest level input that is significant to the fair value measurement is directly or indirectly observable other than quoted prices included in level 1.

Level 3 - Valuation techniques for which the lowest level input that is significant to the fair value measurement is unobservable.

For assets and liabilities that are recognised in the financial statements on a recurring basis, the Company determines whether transfers have occurred between levels in the hierarchy by re-assessing categorisation (based on the lowest level input that is significant to the fair value measurement as a whole) at the end of each reporting period.

The Management determines the policies and procedures for both recurring fair value measurement, such as derivative instruments and unquoted financial

assets measured at fair value, and for non-recurring measurement, such as assets held for disposal in discontinued operations.

At each reporting date, Management analyses the movements in the values of assets and liabilities, which are required to be remeasured or re-assessed as per the Company's accounting policies. For this analysis, the Management verifies the major inputs applied in the latest valuation by agreeing the information in the valuation computation to contracts and other relevant documents.

Financial Liabilities:

Financial liabilities are classified, at initial recognition as fair value through profit or loss:

- Loans and borrowings,
- Payables, or
- as derivatives designated as hedging instruments in an effective hedge, as appropriate.

All financial liabilities are recognised initially at fair value, and in the case of loans and borrowings and payables are recognised net of directly attributable transaction costs. The Company's financial liabilities include trade and other payables, loans and borrowings, including bank overdrafts, financial guarantee contracts and derivative financial instruments.

Subsequent Measurement:

The measurement of financial liabilities depends on their classification, as described below:

Financial Liabilities at FVTPL:

Financial liabilities at FVTPL include financial liabilities held for trading and financial liabilities designated upon initial recognition as at FVTPL. Financial liabilities are classified as held for trading, if they are incurred for the purpose of repurchasing in the near term. This category also includes derivative financial instruments entered into by the Company, that are not designated as hedging instruments in hedge relationships as defined by Ind AS 109. Separated embedded derivatives are also classified as held for trading, unless they are designated as effective hedging instruments.

Gains or losses on liabilities held for trading are recognised in the Statement of Profit and Loss. Financial liabilities, designated upon initial recognition at FVTPL, are designated as such at the initial date of recognition, and only if the criteria in Ind AS 109 are satisfied.

o. Government Grant:

Government Grants are recognised where there is reasonable assurance that the grant will be received and all attached conditions will be complied with. When the grant relates to an asset, it is recognised as income in equal amounts over the expected useful life of the related asset. When the Company receives grants of non-monetary assets, the asset and the grant are recorded at fair value amounts and released to Statement of Profit & loss over the expected useful life in a pattern

of consumption of the benefit of the underlying asset. When loans or similar assistance are provided by the government or related institutions, with an interest rate below the current applicable market rate, the effect of this favourable interest is regarded as a government grant. The loan or assistance is initially recognised and measured at fair value and the government grant is measured as the difference between initial carrying value of the loan and the proceeds received. The loan is subsequently measured as per the accounting policy applicable to financial liabilities.

p. Provisions, Contingent Liabilities and Contingent Assets:

Provisions are recognized when the Company has a present obligation (legal or constructive) as a result of a past event, it is probable that an outflow of resources embodying economic benefits will be required to settle the obligation and a reliable estimate can be made of the amount of the obligation.

If the effect of the time value of money is material, provisions are discounted using a current pre-tax rate that reflects current market assessment of time value of money and, where appropriate, the risks specific to the liability. Unwinding of the discount is recognized in the Statement of Profit and Loss as a finance cost. Provisions are reviewed at each reporting date and are adjusted to reflect the current best estimate.

Contingent liabilities are also disclosed when there is a possible obligation arising from past events, the existence of which will be confirmed only by the occurrence or non-occurrence of one or more uncertain future events not wholly within the control of the Company. Claims against the Company where the possibility of any outflow of resources in settlement is remote, are not disclosed as contingent liabilities.

Contingent assets are not recognized in financial statements since this may result in the recognition of income that may never be realized. However, when the realization of income is virtually certain, then the related asset is not a contingent asset and is recognized.

q. Earnings Per Share:

The basic Earnings Per Share ("EPS") is computed by dividing the net profit/(loss) after tax for the year attributable to the equity shareholders by the weighted average number of equity shares outstanding during the year. The weighted average number of equity shares outstanding during the period is adjusted for events of bonus issue and share split, if any that have changed the number of equity shares outstanding, without a corresponding change in resources.

For the purpose of calculating diluted EPS, net profit/(loss) after tax for the year attributable to the equity shareholders and the weighted average number of equity shares outstanding during the year are adjusted for the effects of all dilutive potential equity shares.

r. Cash and Cash Equivalent:

Cash and cash equivalents in the Balance Sheet comprise cash at bank and in hand, including fixed deposit with original maturity period of three months or less and short-term highly liquid investments with an original maturity of three months or less, that are readily convertible into cash which are subject to insignificant risk of changes in value and are held for the purpose of meeting short-term cash commitments.

s. Cash Flow Statement:

Cash flows are reported using the indirect method, whereby the net profit before tax is adjusted for the effects of transactions of a non-cash nature, any deferrals or accruals of past or future operating cash receipts or payments and item of income or expenses associated with investing or financing cash flows. The cash flows from operating, investing and financing activities of the Company are segregated.

t. Derivative Financial Instruments and Hedge Accounting:

The Company enters into derivative financial instruments viz. foreign exchange forward contracts to manage its exposure to foreign exchange rate risks. The Company formally establishes a hedge relationship between such forward currency contracts ('hedging instrument') and recognized financial liabilities ('hedged item') through a formal documentation at the inception of the hedge relationship in line with the Company's Risk Management objective and strategy. The Company does not hold derivative financial instruments for speculative purposes.

Derivatives are initially recognized at fair value at the date the derivative contracts are entered into and are subsequently remeasured to their fair value at the end of each reporting period. The resulting gain or loss is recognized in statement of profit or loss immediately excluding derivatives designated as cash flow hedge.

Recognition and measurement of fair value hedge:

Hedging instrument is initially recognized at fair value on the date on which a derivative contract is entered into and is subsequently measured at fair value at each reporting date. Gain or loss arising from changes in the fair value of hedging instrument is recognized in the Statement of Profit and Loss. Hedging instrument is recognized as a financial asset in the Balance Sheet if its fair value as at reporting date is positive as compared to carrying value and as a financial liability if its fair value as at reporting date is negative as compared to carrying value.

Hedged item (recognized financial liability) is initially recognized at fair value on the date of entering into contractual obligation and is subsequently measured at amortized cost. The hedging gain or loss on the hedged item is adjusted to the carrying value of the hedged item as per the effective interest method and the corresponding effect is recognized in the Statement of Profit and Loss.

On Derecognition of the hedged item, the unamortized fair value of the hedging instrument is recognized in the Statement of Profit and Loss.

u. Segment Reporting:

Identification of Segments:

An operating segment is a component of the Company that engages in business activities from which it may earn revenues and incur expenses, whose operating results are regularly reviewed by the company's management to make decisions for which discrete financial information is available. Operating Segments are identified based on monitoring of operating results by the chief operating decision maker (CODM) separately for the purpose of making decision about resource allocation and performance assessment.

Operating Segment is identified based on the nature of products and services, the different risks and returns, and the Internal Business Reporting System.

Based on the management approach as defined in Ind AS 108, the management evaluates the Company's performance and allocates resources based on an analysis of various performance indicators by business segments and geographic segments.

v. Cash Dividend to Equity Holders of the Company:

The Company recognises a liability to make cash distributions to equity holders of the Company when the distribution is authorised and the distribution is no longer at the discretion of the Company. As per the corporate laws in India, a distribution is authorised when it is approved by the shareholders. A corresponding amount is recognised directly in other equity.

Note 1(B) Significant Accounting Judgements and Estimates

The preparation of the financial statements in conformity with Ind AS requires management to make judgments, estimates and assumptions that affect the application of accounting policies and the reported amounts of assets, liabilities, income and expenses. Uncertainty about these assumptions and estimates could result in outcomes that require a material adjustment to the carrying amount of assets or liabilities affected in future periods.

Estimates and underlying assumptions are reviewed on an ongoing basis. Revisions to accounting estimates are recognized in the period in which the estimates are revised and in any future periods affected.

In particular, information about significant areas of estimation, uncertainty and critical judgments in applying

accounting policies that have the most significant effect on the amounts recognized in the financial statements are included in the following notes.

(i) Useful Lives of Property, Plant & Equipment:

Property, Plant and Equipment represent a significant proportion of the asset base of the Company. The charge in respect of periodic depreciation is derived after determining an estimate of an asset's expected useful life. The useful lives of the Company's assets are determined by the management at the time the asset is acquired and reviewed periodically, including at each financial year end. The lives are based on historical experience with similar assets as well as anticipation of future events, which may impact their life, such as changes in technical or commercial obsolescence arising from changes or improvements in production or from a change in market demand of the product or service output of the asset.

(ii) Defined Benefit Plans and Compensated Absences:

The cost of the defined benefit plans, compensated absences and the present value of the defined benefit obligation are based on actuarial valuation using the projected unit credit method. An actuarial valuation involves making various assumptions that may differ from actual developments in the future. These include the determination of the discount rate, future salary increases and mortality rates.

Due to the complexities involved in the valuation and its long-term nature, a defined benefit obligation is highly sensitive to changes in these assumptions. All assumptions are reviewed at each reporting date.

(iii) Expected Credit Losses on Financial Assets:

The impairment provisions of financial assets are based on assumptions about risk of default and expected timing of collection. The Company uses judgment in making these assumptions and selecting the inputs to the impairment calculation, based on the Company's past history, customer's creditworthiness, existing market conditions as well as forward looking estimates at the end of each reporting period.

(iv) Fair Value measurement of Financial Instruments:

When the fair values of financial assets and financial liabilities recorded in the Balance Sheet cannot be measured based on quoted prices in active markets, their fair value is measured using valuation techniques, including the discounted cash flow model, which involve various judgements and assumptions.

NOTE - 2 PROPERTY, PLANT AND EQUIPMENT AND INTANGIBLE ASSETS

Sr. No.	Description of the Block of Assets	GROSS BLOCK			DEPRECIATION/AMORTISATION			NET BLOCK	
		As at 01/04/2024	Additions	Deductions/ Discarded	As at 31/03/2025	Depreciation	Deductions	As at 31/03/2025	As at 31/03/2025
Tangible Assets									
1	Freehold Land	12.01	-	-	12.01	-	-	-	12.01
2	Leasehold Land	39.68	-	-	39.68	0.38	-	15.01	24.67
3	Building- Freehold	207.46	-	-	207.46	3.22	-	88.76	118.70
4	Building- Leasehold	712.23	1,183.54	-	1,895.77	27.92	-	440.75	1,455.02
5	Road, Well, Culvert, Fencing etc	207.78	94.83	-	302.61	17.55	-	167.17	135.44
6	Plant & Machinery *	16,549.02	10,124.63	25.41	26,648.24	878.75	19.94	11,997.24	14,651.00
7	Plant & Machinery-Data Processing Equipments	40.67	22.30	0.44	62.53	28.48	0.42	37.93	24.60
8	Vehicles & Tanks	408.00	240.36	71.70	576.66	6218	65.88	316.25	260.41
9	Furnitures & Fixtures	101.25	70.40	-	171.65	31.01	-	122.75	48.90
10	Office Equipment	223.05	37.44	29.64	230.85	15.39	28.16	183.08	47.77
Total		18,501.15	11,773.50	127.19	30,147.46	1,046.27	114.40	13,368.94	16,778.52
Intangible Assets									
1	Specialised Software	52.08	-	-	52.08	52.08	-	52.08	-
2	Other Softwares	6.21	-	-	6.21	6.21	-	6.21	-
Total		58.29	-	-	58.29	-	-	58.29	-
Capital Work In Progress								839.54	

NOTE - 2 PROPERTY, PLANT AND EQUIPMENT AND INTANGIBLE ASSETS (Contd.)

Sr. No.	Description of the Block of Assets	GROSS BLOCK				DEPRECIATION/AMORTISATION				NET BLOCK	
		As at 01/04/2023	Additions	Deductions/ Discarded	As at 31/03/2024	As at 01/04/2023	Depreciation	Deductions	As at 31/03/2024	As at 31/03/2024	
Tangible Assets											
1	Freehold Land	12.01	-	-	12.01	-	-	-	-	-	12.01
2	Leasehold Land	39.68	-	-	39.68	14.25	0.38	-	14.63	-	25.05
3	Building- Freehold	207.46	-	-	207.46	82.32	3.22	-	85.54	-	121.92
4	Building- Leasehold	610.39	101.84	-	712.23	398.73	14.10	-	412.83	-	299.40
5	Road, Well, Culvert, Fencing etc	207.78	-	-	207.78	128.50	21.12	-	149.62	-	58.16
6	Plant & Machinery	15,397.45	1,151.57	-	16,549.02	10,552.22	586.21	-	11,138.43	-	5,410.59
7	Plant & Machinery- Data Processing Equipments	32.74	7.93	-	40.67	20.33	8.15	-	28.48	-	12.19
8	Vehicles & Tanks	386.41	21.59	-	408.00	278.32	41.63	-	319.95	-	88.05
9	Furnitures & Fixtures	97.09	4.22	0.06	101.25	78.19	13.60	0.05	91.74	-	9.51
10	Office Equipment	245.07	7.87	29.89	223.05	212.18	12.01	28.34	195.85	-	27.20
	Total	17,236.08	1,295.02	29.95	18,501.15	11,765.04	700.42	28.39	12,437.07	-	6,064.08
Intangible Assets											
1	Software Items	6.21	-	-	6.21	6.21	-	-	6.21	-	-
2	Specialised Software	52.08	-	-	52.08	52.08	-	-	52.08	-	-
	Total	58.29	-	-	58.29	58.29	-	-	58.29	-	-
	Capital Work In Progress										2,910.12

- i) The title deeds of all the immovable properties (other than properties where the Company is the lessee and the lease agreements are duly executed in favour of the lessee) are held in the name of the company itself.
- ii) Working Capital borrowings are charged with Property, Plant & Equipment of the company.

Capital Work in Progress (CWIP) ageing schedule
As at March 31, 2025

Capital Work in Progress	Amount in CWIP for a period of				Total
	Less than 1 year	1-2 years	2-3 Years	More than 3 years	
Projects in progress	810.23	29.31	-	-	839.54
Projects temporarily suspended	-	-	-	-	-

As at March 31, 2024

Capital Work in Progress	Amount in CWIP for a period of				Total
	Less than 1 year	1-2 years	2-3 Years	More than 3 years	
Projects in progress	2,818.92	89.33	1.87	-	2,910.12
Projects temporarily suspended	-	-	-	-	-

C (ii) There were no Projects included under capital-work-in progress, whose completion was overdue or has exceeded its cost compared to its original plan.

NOTE - 3 NON CURRENT INVESTMENTS (NON TRADED AND UNQUOTED)

Particulars	As at 31-Mar-2025	As at 31-Mar-2024
16,963 Shares of ₹ 100/- each fully paid up in Equity shares of Cuddalore Sipcot Industries Common Utilities Limited	157.15	144.82
TOTAL	157.15	144.82

Note:

Non Current Investments (Non Traded and Unquoted)

(Long Term Fully Paid up)

Particulars	Face Value ₹	As at 31-Mar-2025		As at 31-Mar-2024	
		No.	(₹ in Lakhs)	No.	(₹ in Lakhs)
Investment in Equity Instrument	100	16,963	157.15	16,963	144.82
Carried at Fair Value through Other Comprehensive Income (FVTOCI)					
Total		16,963	157.15	16,963	144.82
Aggregate carrying value of unquoted Investments			157.15		144.82
Aggregate market value of unquoted Investments			157.15		144.82

NOTE - 4 Non Current - Other Financial Assets

Particulars	As at 31-Mar-2025	As at 31-Mar-2024
Security Deposits & Other Deposits	15.37	10.31
	15.37	10.31

NOTE - 5 Other Non Current Assets

(₹ in Lakhs)

Particulars	As at 31-Mar-2025	As at 31-Mar-2024
Deposits & Balance with Government & Other Authorities	129.44	96.87
Capital Advances	82.16	741.54
TOTAL	211.60	838.41

NOTE - 6 INVENTORIES

(₹ in Lakhs)

Particulars	As at 31-Mar-2025	As at 31-Mar-2024
Raw materials including Packing Materials #	6,002.12	4,667.31
Raw materials including Packing Materials - In transit	1,764.10	208.04
Finished Goods	781.90	403.16
Finished Goods in Transit	-	141.22
Stores, Spares & Consumables #	376.79	391.69
Coal, Fuel Oil & Other utilities	91.04	59.18
TOTAL	9,015.95	5,870.61

Net of Provision of ₹ 129.35 lakhs (Previous year ₹ 111.88 Lakhs).

6.1 Valued at lower of cost and net realisable value, unless otherwise stated.**6.2** The Company follows suitable provisioning norms for writing down the value of Inventories towards slow moving/ obsolete inventory.**6.3** Working Capital Borrowings are secured by hypothecation of inventories of the Company.**NOTE - 7 CURRENT INVESTMENTS**

(₹ in Lakhs)

Particulars	As at 31-Mar-2025	As at 31-Mar-2024
Investments in various Mutual Funds (FVTPL)	698.93	6,516.91
TOTAL	698.93	6,516.91
Aggregate cost of unquoted investments	647.88	6,335.51
Aggregate amount of unquoted investments	698.93	6,516.91

NOTE - 8 TRADE RECEIVABLES

(₹ in Lakhs)

Particulars	As at 31-Mar-2025	As at 31-Mar-2024
Trade Receivables		
Secured, considered good	-	-
Unsecured, considered good	9,926.11	6,112.33
Trade Receivables which has significant increase in credit risk	-	-
Trade Receivables - Credit impaired	11.40	9.91
	9,937.51	6,122.24
Less: Allowance for Bad and Doubtful Debts	(11.40)	(9.91)
TOTAL	9,926.11	6,112.33

(i) For Lien/charge details against trade receivables. Refer Note 29.

(ii) Includes due from Related parties ₹ 2099.12 Lakhs (Previous Year ₹ 2353.64 Lakhs). Refer Note 29.2.

Trade receivables ageing Schedule - Based on the requirements of Amended Schedule III

(₹ in Lakhs)

Particulars	Not Due	Outstanding from due date of payment as on March 31, 2025					Total
		Upto 6 months	6 months - 1 year	1-2 years	2-3 years	More than 3 years	
Undisputed							
Considered good	6,090.32	3,231.24	604.55	-	-	-	9,926.11
Which have significant increase in credit risk	-	-	-	-	-	-	-
Credit impaired	-	7.35	0.21	3.22	0.03	0.59	11.40
Disputed							
Considered good	-	-	-	-	-	-	-
Which have significant increase in credit risk	-	-	-	-	-	-	-
Credit impaired	-	-	-	-	-	-	-
Sub Total	6,090.32	3,238.59	604.76	3.22	0.03	0.59	9,937.51
Less: Loss allowance	-	(7.35)	(0.21)	(3.22)	(0.03)	(0.59)	(11.40)
Total	6,090.32	3,231.24	604.55	-	-	-	9,926.11

(₹ in Lakhs)

Particulars	Not Due	Outstanding from due date of payment as on March 31, 2024					Total
		Upto 6 months	6 months - 1 year	1-2 years	2-3 years	More than 3 years	
Undisputed							
Considered good	4,419.98	1,692.13	0.22	-	-	-	6,112.33
Which have significant increase in credit risk	-	-	-	-	-	-	-
Credit impaired	-	2.82	0.32	0.79	5.98	-	9.91
Disputed							
Considered good	-	-	-	-	-	-	-
Which have significant increase in credit risk	-	-	-	-	-	-	-
Credit impaired	-	-	-	-	-	-	-
Sub Total	4,419.98	1,694.95	0.54	0.79	5.98	-	6,122.24
Less: Loss allowance	-	(2.82)	(0.32)	(0.79)	(5.98)	-	(9.91)
Total	4,419.98	1,692.13	0.22	-	5.98	-	6,112.33

NOTE - 9 CASH AND BANK BALANCES

(₹ in Lakhs)		
Particulars	As at 31-Mar-2025	As at 31-Mar-2024
A. Cash & Cash Equivalent		
Balances with Bank		
Current Accounts	-	-
Cash Credit Accounts	2,311.80	77.03
Fixed Deposits Less than 3 Months	700.00	635.24
TOTAL (A)	3,011.80	712.27
B. Other Bank Balances		
Unclaimed Dividend	41.73	26.92
Margin Deposit Accounts (Under Lien)	733.70	191.84
TOTAL (B)	775.43	218.76
TOTAL (A+B)	3,787.23	931.03

Note: There are no restriction with regard to Cash and Cash Equivalent as at the end of reporting period and prior period.

NOTE - 10 - OTHER FINANCIAL ASSETS

(₹ in Lakhs)		
Particulars	As at 31-Mar-2025	As at 31-Mar-2024
Security Deposits & Other Deposits	0.76	0.76
TOTAL	0.76	0.76

NOTE - 11A - CURRENT TAX ASSETS

(₹ in Lakhs)		
Particulars	As at 31-Mar-2025	As at 31-Mar-2024
Income Tax Refund Receivable	123.18	80.00
Sub Total - A	123.18	80.00

NOTE - 11B -OTHER CURRENT ASSETS

(₹ in Lakhs)		
Particulars	As at 31-Mar-2025	As at 31-Mar-2024
Unsecured, Considered Good except otherwise stated		
Export Incentives Receivable	66.55	54.63
Advance to Suppliers and others	595.53	220.75
Claims Recoverable, VAT Input Credit etc	187.63	115.18
Prepaid Expenses	54.60	78.96
Mark to Market on Currency Forward contracts	20.26	10.60
Others	162.23	141.51
TOTAL	1,086.80	621.63

Others include Gratuity Fund Balance and Advance to employees etc.

NOTE - 12 EQUITY SHARE CAPITAL

(₹ in Lakhs)		
Particulars	As at 31-Mar-2025	As at 31-Mar-2024
Authorised		
2,50,00,000 Equity Shares of ₹ 10/- each	2,500.00	2,500.00
10,00,000 11% Redeemable Cumulative Preference Shares of ₹ 100 each	1,000.00	1,000.00
	3,500.00	3,500.00
Issued, Subscribed and Paid up		
99,75,000 Equity shares of ₹ 10/- each fully paid up	997.50	997.50
	997.50	997.50

12.1 The Company has issued only one class of Equity Shares having face value of ₹ 10 each carrying equal rights.Each Shareholder is eligible for one vote per share. The dividend proposed by the Board of Directors is subject to the approval of shareholders, except in case of interim dividend. In the event of liquidation, the equity shareholders are eligible to receive the remaining assets of the company, after distribution of all preferential amounts, in proportion of their shareholding.

12.2 Reconciliation of the No. of Shares outstanding is set out below:

(₹ in Lakhs)				
Particulars	As at 31-Mar-2025		As at 31-Mar-2024	
	No.	Amount	No.	Amount
(i) Equity Shares at the beginning of the year	99,75,000	997.50	99,75,000	997.50
Add: Shares issued if any during the year	-	-	-	-
Equity Shares at the end of the year	99,75,000	997.50	99,75,000	997.50

12.3 Details of the shareholder holding more than 5% shares of the total no of shares issued by the company

Equity:

Name of the Shareholder	As at 31-Mar-2025		As at 31-Mar-2024	
	No. of Shares	%age of holding	No. of Shares	%age of holding
Tamilnadu Industrial Development Corporation Limited	25,95,000	26.02%	25,95,000	26.02%
Anupam Rasayan Limited	25,73,081	25.80%	25,73,081	25.80%
Kamaljiyot Investments Limited	10,21,899	10.24%	10,21,899	10.24%
Anshul Specialty Molecules	5,00,000	5.01%	5,15,970	5.17%

12.4 Disclosure of changes in Shareholding during last 5 financial years

- i

Shares issued for considertation other than cash in last 5 financial years

Nil
- ii

Shares issued by way of bonus in last 5 financial years

Nil
- iii

Shares bought back in last 5 financial years

Nil

12.5 Disclosure of shareholding of promoters

Shares held by promoters at the end of the year

SL	Promoter name	As at 31-Mar-2025			As at 31-Mar-2024		
		No. of Shares	% of total shares	% Change during the year	No. of shares	% of total shares	% Change during the year
1	Tamilnadu Industrial Development Corporation Limited	25,95,000	26.02%	0.00%	25,95,000	26.02%	0.00%
2	Anupam Rasayan Limited	25,73,081	25.80%	0.00%	25,73,081	25.80%	0.00%
	Total	51,68,081	51.81%	0.00%	51,68,081	51.81%	0.00%

NOTE - 13 RESERVES AND SURPLUS

(₹ in Lakhs)

Particulars	As at 31-Mar-2025	As at 31-Mar-2024
Capital Reserve (A)		
i) State Capital Subsidy from SIPCOT	30.00	30.00
ii) Profit on sale of Forfeited Shares	0.46	0.46
TOTAL	30.46	30.46
Securities Premium Reserve (B)	2.18	2.18
General Reserve (C)		
Opening balance	3,324.96	3,324.96
TOTAL	3,324.96	3,324.96
Capital Redemption Reserve (D)	500.00	500.00
Retained Earnings (E)		
Opening balance	18,089.65	13,475.49
Add: Net profit for the year	8,841.69	5,262.54
Less: Dividend Distributed during the year	(698.25)	(648.38)
TOTAL	26,233.09	18,089.65
Other Comprehensive Income (F)		
Items that will not be reclassified to Profit or Loss		
Equity Instruments through OCI		
Opening balance	99.76	96.87
Add: OCI for the year	9.46	2.89
	109.22	99.76
Total (A+B+C+D+E)	30,199.91	22,047.01

The Description of the nature and purpose of each reserve within equity is as follows:

a) Securities Premium: Securities Premium is credited when shares are issued at premium. It can be used to issue bonus shares, to provide for premium on redemption of shares, write-off equity related expenses like underwriting costs, etc.

b) General Reserve: It is a free reserve, which is created by appropriation from undistributed profits of previous years, before declaration of dividend duly complying with any regulations in this regard.

c) Capital Reserve: Capital Reserve includes transfer of subsidy received from SIPCOT initially as an incentive for investing & setting up the industry in a notified area classified as backward/remote and transfer of profit on sale of forfeited shares.

d) Capital Redemption Reserve: Created out of profit upon redemption of 500,000 11% Redeemable Cumulative Non-Convertible Preference Shares of ₹ 100/- each. It can be used to issue bonus shares or reduced or cancelled by means of reduction of Capital.

e) Other Comprehensive Income Equity Instruments through OCI: This represents the fair value of Investments designated as FVOCI.

NOTE - 14 NON-CURRENT PROVISIONS

(₹ in Lakhs)

Particulars	As at 31-Mar-2025	As at 31-Mar-2024
Employee Benefits		
Compensated absences	188.95	148.46
TOTAL	188.95	148.46

NOTE - 15 CURRENT BORROWINGS

(₹ in Lakhs)

Particulars	As at 31-Mar-2025	As at 31-Mar-2024
SECURED LOANS		
Working Capital Loan		
Packing Credit Foreign Currency Loan (PCFC)		
From Banks	142.63	-
TOTAL	142.63	-
UNSECURED LOANS		
Loan Repayable on Demand		
From Banks	4,000.00	-
TOTAL - II	4,000.00	-
TOTAL (I + II)	4,142.63	-

15.1 Nature of Security for Working Capital Loans from Bank

Secured by way of Paripassu first charge in favour of consortium banks by way of hypothecation over stocks, receivables and other current assets of the Company, present and future and further secured by way of Equitable mortgage of lease hold rights of land belonging to SIPCOT situated at Cuddalore. The rate of Interest for Indian Rupee Working Capital Loan is 9.75% p.a. PCFC Loan is secured by Exports Receivables and the Rate of Interest is 5.53% p.a.

15.2 The Unsecured Loan from a Bank carries rate of interest of 8.90% p.a.

NOTE - 16 TRADE PAYABLES

(₹ in Lakhs)

Particulars	As at 31-Mar-2025	As at 31-Mar-2024
Trade Payables		
Outstanding Dues of Micro and Small Enterprises	296.07	150.47
Outstanding Dues of Creditors other than Micro and Small Enterprises	3,594.78	4,385.92
TOTAL	3,890.85	4,536.39

Disclosure under Sec. 22 of MSMED Act, 2006

(Chapter V - Delayed Payment to Micro and Small Enterprises)

(Chapter V - Delayed payment to Micro, Small and Medium Enterprises)

Micro, Small and Medium Enterprises

Information in respect of Micro, Small and Medium Enterprises Development Act, 2006; based on the information available with the company. The required disclosures are given below:

(₹ in Lakhs)

Particulars	As at 31-Mar-2025	As at 31-Mar-2024
The principal amount remaining unpaid to any supplier as at the end of each accounting year;	296.07	150.47
The interest due thereon remaining unpaid to any supplier as at the end of each accounting year;	-	-
The amount of interest paid by the buyer under MSMED Act, 2006	-	-
The amount of interest due and payable for the period of delay in making payment (which has been paid but beyond the appointed day during the year) but without adding the interest specified under the MSMED Act, 2006);	-	-
The amount of interest accrued and remaining unpaid at the end of accounting year; and	-	-
The amount of further interest due and payable even in the succeeding year, until such date when the interest dues as above are actually paid to the small enterprise, for the purpose of disallowance as a deductible expenditure under section 23.	-	-

The above information has been determined to the extent such parties have been identified on the basis of information available with the company.

Trade Payables Ageing Schedule - Based on the requirements of Amended Schedule III

(₹ in Lakhs)

Particulars	Outstanding as on Mar 31, 2025 from due date of payment						
	Unbilled & Not Due	Not Due	Upto 1 Year	1-2 Years	2-3 Years	More than 3 Years	Total
Total outstanding dues of micro enterprises and small enterprises	-	296.07	-	-	-	-	296.07
Total outstanding dues of creditors other than micro enterprises and small enterprises	-	2,148.84	1,417.66	11.61	8.72	7.95	3,594.78
Disputed dues of micro enterprises and small enterprises	-	-	-	-	-	-	-
Disputed dues of creditors other than micro enterprises and small enterprises	-	-	-	-	-	-	-
Total	-	2,444.91	1,417.66	11.61	8.72	7.95	3,890.85

(₹ in Lakhs)

Particulars	Outstanding as on Mar 31, 2024 from due date of payment						
	Unbilled & Not Due	Not Due	Upto 1 Year	1-2 Years	2-3 Years	More than 3 Years	Total
Total outstanding dues of micro enterprises and small enterprises	-	150.47	-	-	-	-	150.47
Total outstanding dues of creditors other than micro enterprises and small enterprises	-	422.05	3,942.94	7.47	8.50	4.96	4,385.92
Disputed dues of micro enterprises and small enterprises	-	-	-	-	-	-	-
Disputed dues of creditors other than micro enterprises and small enterprises	-	-	-	-	-	-	-
Total	-	572.52	3,942.94	7.47	8.50	4.96	4,536.39

NOTE - 17 OTHER CURRENT LIABILITIES

(₹ in Lakhs)

Particulars	As at 31-Mar-2025	As at 31-Mar-2024
Contract Liabilities (Advance from Customers) *	73.18	72.93
Unclaimed Dividend	41.73	26.92
Other Payables		
Statutory Dues	710.39	194.39
Security Deposits	10.25	13.25
Payables pertaining to employees	117.29	0.17
Creditors for Fixed Assets	623.58	771.11
Other Liabilities #	907.30	795.08
TOTAL	2,483.72	1,873.85

*The Contract liabilities outstanding at the beginning of the year has been recognised as revenue during the year ended March 31, 2025. Contract liability of current year will be recognised as revenue in coming twelve months.

Other Liabilities comprises provision for expenses and other liabilities.

NOTE - 18 CURRENT PROVISIONS

(₹ in Lakhs)

Particulars	As at 31-Mar-2025	As at 31-Mar-2024
Employee Benefits - Leave Encashment	19.45	21.06
Disputed Liabilities	106.77	106.77
TOTAL	126.22	127.83

18.1 Movement of provisions during the year as required by Ind AS - 37 "Provisions, Contingent Liabilities and Contingent Asset"**a) Provision for Disputed Liabilities**

(₹ in Lakhs)

Particulars	As at 31-Mar-2025	As at 31-Mar-2024
Opening Balance	106.77	106.77
Add: Provision during the year	-	-
Less: Utilised during the year	-	-
TOTAL	106.77	106.77

NOTE - 19 CURRENT TAX LIABILITIES (NET)

(₹ in Lakhs)

Particulars	As at 31-Mar-2025	As at 31-Mar-2024
Income Tax [(Net of Advance tax - ₹ 3,028.36 lakhs; Previous Year ₹ 1,816.94 lakhs)]	122.32	17.86
TOTAL	122.32	17.86

NOTE -20 Revenue from Operations

(₹ in Lakhs)

Particulars	Year Ended 31-Mar-2025	Year Ended 31-Mar-2024
Sale of Products		
Manufactured Goods	-	-
Domestic Sales	51,971.79	35,580.22
Export Sales	3,083.56	1,782.00
Total (A)	55,055.35	37,362.22

Notes:

- All Sales are recognized at a Point in time.
- The expected credit loss recognised on receivables arising from the Company's contracts with customers is disclosed in Note No. 8.
- No amount of the transaction price allocated to the performance obligations are unsatisfied as at the end of the reporting period.
- Revenue recognised from Contract liability (Advances from Customers) is disclosed in Note No. 17
- The Company has a credit evaluation policy based on which the credit limits for the trade receivables are established. The Company does not give significant credit period hence there is no significant financing component. The credit period depends on the product being sold as well as the market it caters to. Presently the Average Credit period is around 52 days.

(₹ in Lakhs)

Particulars	Year Ended 31-Mar-2025	Year Ended 31-Mar-2024
Other Operating Income		
Insurance claims	35.50	-
Export Incentives	50.92	33.59
Scrap sales	127.35	220.48
Freight Packing & forwarding	428.95	198.21
Total (B)	642.72	452.28
Total Revenue from Operations (A+ B)	55,698.07	37,814.50

NOTE - 21 Other Income

(₹ in Lakhs)

Particulars	Year Ended 31-Mar-2025	Year Ended 31-Mar-2024
Interest on deposits	43.46	37.96
Profit on sale of Property, Plant & Equipment	1.85	-
Profit on Sale of Current Investments (Net)	163.17	308.25

NOTE - 21 Other Income (Contd.)

(₹ in Lakhs)

Particulars	Year Ended 31-Mar-2025	Year Ended 31-Mar-2024
Gain on Fair Valuation of Current Investments	51.05	181.41
Other Miscellaneous receipt	29.57	8.55
Excess provisions & Liabilities no longer required written back	6.60	171.76
Total	295.70	707.93

NOTE - 22 Cost of Raw Materials including Packing Material Consumed

(₹ in Lakhs)

Particulars	Year Ended 31-Mar-2025	Year Ended 31-Mar-2024
Cost of Raw materials consumed	29,566.42	21,348.39
Cost of Packing materials consumed	1,193.51	696.09
Total	30,759.94	22,044.48

Details of Materials Consumed under broad heads as follows:

(₹ in Lakhs)

Particulars	Year Ended 31-Mar-2025	Year Ended 31-Mar-2024
Flurospar	23,837.77	13,951.43
Sulphur	3,763.04	3,319.98
Alumimum Hydroxide	-	475.49
Pottassium Carbonate	1,689.79	3,105.75
Others (includes Boric Acid/Ether and other materials used in speciality products)	1,469.34	1,191.83
Total	30,759.94	22,044.48

NOTE - 23 Changes in Inventories of Finished goods and Work in Progress

(₹ in Lakhs)

Particulars	Year Ended 31-Mar-2025	Year Ended 31-Mar-2024
Opening stock		
Finished Goods	544.38	581.01
Work in Progress	-	-
Total	544.38	581.01
Less:		
Closing Stock		
Finished Goods	(781.90)	(544.38)
Work in Progress	-	-
Total	(781.90)	(544.38)
Increase/ (Decrease) in Inventories of Finished Goods and WIP	(237.52)	36.63

NOTE - 24 Employee Benefit Expenses (Refer Note 29.1)

(₹ in Lakhs)

Particulars	Year Ended 31-Mar-2025	Year Ended 31-Mar-2024
Salaries, Wages and Bonus	1,817.82	1,687.89
Contribution to Provident & Other Funds	208.82	138.05
Staff Welfare Expenses	264.81	206.89
Total	2,291.45	2,032.83

NOTE - 25 Finance Cost

(₹ in Lakhs)

Particulars	Year Ended 31-Mar-2025	Year Ended 31-Mar-2024
Interest Expenses		
Banks		
Borrowings - Working Capital	188.64	3.60
Processing Fees	50.13	41.98
Forward Cover Charges	20.99	27.45
Total	259.76	73.03

NOTE - 26 Power and Fuel

(₹ in Lakhs)

Particulars	Year Ended 31-Mar-2025	Year Ended 31-Mar-2024
Power	731.52	426.46
Furnace oil	2,155.15	1,451.13
Light Diesel oil	22.52	15.47
High Speed oil	319.96	102.23
Steam coal	604.12	-
Total	3,833.27	1,995.29

NOTE - 27 Other Expenses

(₹ in Lakhs)

Particulars	Year Ended 31-Mar-2025	Year Ended 31-Mar-2024
Consumption of stores and Spares	1,087.17	788.50
Effluent Treatment Expenses	169.20	118.75
Water charges	144.04	117.21
Other Manufacturing Expenses -Consumables and Operation Expenses	227.67	113.25
Repairs & Maintenance		
- Building	231.74	288.64
- Plant & machinery	359.90	198.00
- Others	750.25	717.44
Rent	13.54	12.73
Insurance (Net)	207.73	164.64

NOTE - 27 Other Expenses (Contd.)

(₹ in Lakhs)

Particulars	Year Ended 31-Mar-2025	Year Ended 31-Mar-2024
Rates & Taxes	116.01	43.75
Travelling & Conveyance	128.91	109.91
Communication Expenses	54.70	49.47
Auditors Remuneration		
- Audit Fee	12.50	9.50
-Tax Audit Fee	3.75	2.50
- Limited Review	11.25	7.50
- Other Certification work	-	0.50
Travel and Stay Expenses	1.65	0.29
Cost Audit Fee	0.70	0.70
Printing & Stationery	12.50	10.65
Legal & Professional Charges	130.38	119.23
Miscellaneous Expenses	103.27	82.03
Bank Charges (other than borrowings)	218.78	115.05
Fluctuation in Exchange Rates (excluding forward cover charges)	82.40	52.73
Loss on sale of Property, Plant & Equipment	-	1.48
Area maintainance charges	34.83	32.53
Security Service charges	106.13	101.62
Freight Packing & forwarding	1,724.70	1,169.13
Directors sitting fees	35.40	36.10
Contribution To CSR Activities (Refer Note 29.11)	147.98	117.88
Commission on sales	30.67	8.28
Provision for Inventory	17.48	44.50
Total	6,164.53	4,633.79

NOTE - 28 Other Comprehensive Income

(₹ in Lakhs)

Particulars	Year Ended 31-Mar-2025	Year Ended 31-Mar-2024
Net actuarial Gain loss on employees defined benefit obligation	36.08	20.29
Gain on Fair Value of Investments	12.33	2.89
Total	48.41	23.18

29 Notes to Financial Statements**29.1 Employee Benefits:****a) Disclosure in respect of gratuity liability**

(₹ in Lakhs)

Reconciliation of Defined Benefit Obligation (DBO)	As at 31 st March, 2025	As at 31 st March, 2024
Present value of DBO at start of the year	297.85	261.78
Interest Cost	21.51	19.30
Current Service Cost	29.23	23.7

a) Disclosure in respect of gratuity liability (Contd.)

(₹ in Lakhs)

Reconciliation of Defined Benefit Obligation (DBO)	As at 31 st March, 2025	As at 31 st March, 2024
Past Service Cost	-	-
Benefit Paid	-	-
Re-measurements:		
a. Actuarial Loss/(Gain) from changes in demographic assumptions	-	-
b. Actuarial Loss/(Gain) from changes in financial assumptions	-	-
c. Actuarial Loss/(Gain) from experience over the past period	(33.30)	(6.93)
Present value of DBO at end of the year	315.29	297.85

(₹ in Lakhs)

Reconciliation of Fair Value of Plan Assets	As at 31 st March, 2025	As at 31 st March, 2024
Fair Value of Plan Assets at the beginning of the year	422.56	381.11
Interest Income on Plan Assets	30.51	28.09
Contributions by Employer	-	-
Benefit Paid	-	-
Re-measurements:		
Actuarial (Loss)/Gain	2.78	13.36
Fair Value of Plan Assets at the end of the year	455.85	422.56
Actual Return on Plan Assets	33.29	41.45

(₹ in Lakhs)

Amount recognized in the Balance Sheet	As at 31 st March, 2025	As at 31 st March, 2024
Present value of DBO at the end of the year	315.29	297.85
Fair Value of Plan Assets at the end of the year	455.85	422.56
Net Asset/(Liability) in the Balance Sheet	140.56	124.71

(₹ in Lakhs)

Gratuity recognized in the Statement of Profit and Loss	As at 31 st March, 2025	As at 31 st March, 2024
Current Service Cost	29.23	23.70
Past Service Cost	-	-
Interest on defined benefit obligation (Net)	(9.00)	(8.79)
Expense Recognized in Statement of Profit and Loss	20.23	14.91

(₹ in Lakhs)

Remeasurement effects recognized in Other Comprehensive Income (OCI)	As at 31 st March, 2025	As at 31 st March, 2024
Re-measurements on DBO		
a. Actuarial (Loss)/Gain from changes in demographic assumptions	-	-
b. Actuarial (Loss)/Gain from changes in financial assumptions	8.61	12.13
c. Actuarial (Loss)/Gain from experience over the past period	(41.91)	(19.06)
Re-measurements on Plan Assets		
Actuarial (Loss)/Gain	(2.78)	(13.36)
Remeasurement effect recognized in OCI	(36.08)	(20.29)

Principal Assumption used in determining Gratuity liability	As at 31 st March, 2025	As at 31 st March, 2024
Discount Rate	6.88%	7.22%
Attrition Rate	6.00%	6.00%
Salary Escalation	7.00%	7.00%
Mortality Table	Indian Assured Lives mortality (2012-14) (Ultimate)	Indian Assured Lives mortality (2012-14) (Ultimate)
Retirement Age	60	60

(₹ in Lakhs)

Sensitivity Analysis	As at 31 st March, 2025		As at 31 st March, 2024	
	Increases 1%	Decreases 1%	Increases 1%	Decreases 1%
	Change in DBO (Amount)		Change in DBO (Amount)	
Salary Growth Rate	336.38	295.59	315.87	281.05
Discount Rate	293.32	340.61	279.61	318.7
Attrition Rate	314.13	316.59	297.31	298.46

Maturity profile:

The sensitivity analyses above have been determined based on reasonably possible changes of the respective assumptions occurring at the end of the reporting period and may not be representative of the actual change. It is based on a change in the key assumption while holding all other assumptions constant. When calculating the sensitivity to the assumption, the method (Projected Unit Credit Method) used to calculate the liability recognized in the balance sheet has been applied. The methods and types of assumptions used in preparing the sensitivity analysis did not change compared with the previous period.

100% of the plan assets held by gratuity trust comprises of employees group gratuity scheme with TANFAC Employees Gratuity Trust Fund. The estimates of future salary increases, considered in actuarial valuation, take account of inflation, seniority, promotion and other relevant factors such as supply and demand factors in the employment market. The expected rate of return on plan assets given by Actuary. The Plan Assets are fully invested in Insurance Schemes.

The Company contributed ₹ Nil (P.Y. ₹ Nil) to gratuity trust for contribution to Aditya Birla Sun Life Insurance during the financial year 2024-25.

b) Disclosure in respect of leave entitlement liability:

Leave entitlement is short term benefit which is recognized as an expense at the un-discounted amount in the year in which the related service is rendered and disclosed under other current liabilities.

c) Death in service benefit:

The Company has taken group term policy from an insurance Company to cover its obligation for death in service benefit given to eligible employees. The insurance premium of ₹ 25.82 lakhs (P.Y. ₹ 18.78 lakhs) is recognized in Statement of Profit and Loss.

d) The Company contributes towards Employees Provident Fund, Employees State Insurance Scheme and Labour Welfare Fund. The aggregate amount contributed and charged to Statement of Profit and Loss is ₹ 126.77 lakhs (P.Y. ₹ 103.65 lakhs).

29.2 Related Party Disclosure:

Disclosures as per Ind AS 24 – 'Related Party Disclosures' are given below:

a) Promoters of the Company:

Name of the Promoters	% of equity share-holding in the Company
Tamil Nadu Industrial Development Corporation Limited	26.02%
Anupam Rasayan Limited	25.80%

b) Key Management Personnel (KMP):

Name of KMP's	Designation
Mr. R. Karthikeyan	Non-Executive Director
Mr. Afzal Harunbhai Malkani	Non-Executive Director
Mrs. Mariam Pallavi Baldev	Non-Executive Director
Mr. V. T. Moorthy #	Independent – Non-Executive Director
Mr. M. R. Sivaraman, IAS (Retd.) #	Independent – Non-Executive Director
Dr. Shankar Narasimhan #	Independent – Non-Executive Director
Mrs. R. Rajalakshmi #	Independent – Non-Executive Director
Mr.K. Sendhil Naathan *	Managing Director
Mr.N.R. Ravichandran	Chief Financial Officer
Ms. Mridula Dhoot ##	Company Secretary
Mr. S.Vinod kumar**	Company Secretary

Ceased to be director w.e.f 1st April 2025 upon completion of their second term.

* Ceased to be director w.e.f 18.04.2025 due to his demise.

** Joined with effective from 31st January 2025.

Resigned on 30th January 2025.

c) Post-Employment Benefits Plan:

TANFAC Employees Gratuity Trust Fund

d) Entities where Promoters/Directors or their relatives exercise control/significant influence:

Jainam Intermediates Pvt Ltd

e) Entities for Common Effluent utility:

Cuddalore SIPCOT Industries Common Utilities Ltd

f) Disclosure in respect of material transactions with related parties during the year:

(₹ in Lakhs)

Particulars	As at 31 st March, 2025	As at 31 st March, 2024
Contribution towards TANFAC Employees Gratuity Trust Fund	-	-
Transaction with Cuddalore SIPCOT Industries Common Utilities Ltd (including GST)	27.49	29.77
Sale Transactions (Gross) with Anuapm Rasayan Ltd	1,764.17	3,433.89
Sale Transactions (Gross) with Jainam Intermediates Pvt Ltd	100.80	280.36

g) Outstanding Balances:

(₹ in Lakhs)

Particulars	As at 31 st March, 2025	As at 31 st March, 2024
Cuddalore SIPCOT Industries Common Utilities Ltd	2.25	2.22
Anuapm Rasayan Ltd - Trade Receivables	1,886.85	2,242.04
Jainam Intermediates Pvt Ltd - Trade Receivables	212.27	111.60

h) Compensation to KMP:

Nature of Benefits#

(₹ in Lakhs)

Particulars	As at 31 st March, 2025	As at 31 st March, 2024
Short-term benefits (including Sitting Fees - ₹ 35.4 Lakhs, PY - ₹ 36.10 Lakhs)	352.59	372.14
Post-employment gratuity and medical	-	-
Other long-term benefits	-	-
Share-based payment transactions	-	-
Termination Benefits	-	-
Total	352.59	372.14

The aforesaid amounts exclude gratuity & accumulated leave provision as they are determined on actuarial basis for the Company as a whole. The transactions exclude reimbursement of expenses.

29.3. Disclosure regarding Hedged and Unhedged exposure in foreign currency denominated monetary items:

Exposure in Foreign Currency- Hedged

The Company enters into forward exchange contracts to hedge against its foreign currency exposures relating to the underlying transactions and firm commitments. The Company does not enter into any derivative instruments for trading or speculative purposes.

The forward exchange contracts used for hedging foreign currency exposure and outstanding as at reporting date are as under:

Currency	Number of Contracts	Buy amount (USD in Lakhs)	Indian Rupee equivalent (₹ in Lakhs)
Forward contract to buy USD - As on 31.3.2025	6	13.61	1,164.93
Forward contract to buy USD - As on 31.3.2024	8	17.80	1,484.72

Exposure in Foreign Currency- Unhedged

The Foreign currency exposure not hedged as at 31st March 2025:

Currency	Payable (in Foreign currency)		Receivables (in foreign currency)	
	As at 31 st March, 2025	As at 31 st March, 2024	As at 31 st March, 2025	As at 31 st March, 2024
USD in Lakhs	18.23	34.07	8.50	4.15
INR in Lakhs	1,558.64	2,841.84	727.50	346.67

29.4. Provisions, Contingent Liabilities and Contingent Assets:

a) Contingent liabilities not provided for (excluding interest and penalty, if any)

(₹ in Lakhs)			
Claims against the Company not acknowledged as debt	As at 31 st March, 2025	As at 31 st March, 2024	
Service tax & VAT	13.81	13.81	
Goods and Service Tax (GST)	39.94	16.65	

b) Unredeemed Letters of Credit/Bank Guarantees - ₹ 5314.34 Lakhs (Previous Year- ₹ 2775.64 Lakhs).

c) Capital Commitments:

Estimated amount of contracts remaining to be executed on capital account and not provided for (Net of advances) - ₹ 3,871.67 lakhs (Previous Year ₹ 4,126.22 lakhs).

c) SIPCOT has raised a demand of ₹ 12.00 lakhs for payment of additional cost for the land at Cuddalore taken on long-term lease together with interest @ 16.5%p.a. The Company has paid an initial amount of ₹ 6.00 lakhs in 1995 and additional amount of ₹ 6.00 lakhs in 2001, as per the directions of the Honourable High Court of Madras. However, SIPCOT has preferred an appeal against the order of the High Court challenging the waiver of interest. Matter is pending at High court of Madras.

d) During the Financial Year 1991 - 92 the Company has received a notice from the Tamil Nadu Sales Tax authorities towards levy of tax etc. on sales effected from Pondicherry Depot during 1989-90 and 1990-91. Based on the directions of the Honourable High Court of Madras, the Appellate Assistant Commissioner, Commercial Taxes, Chennai passed the order in favour of the company thereby reducing the demand to ₹ 52.77 lakhs. The amount has since been paid under protest. The company has also filed a writ petition before Honourable High Court of Madras, for granting refund of tax paid earlier to Pondicherry Government. As a matter of abundant caution, provision has been made in these accounts for the disputed amount of ₹ 52.77 lakhs.

The Honourable High Court had passed Order vide SR No.49922 dated 1st September, 2016, disposing the all writ petitions filed earlier on various occasions and giving

liberty to the Company (Petitioner) to file an appeal before the Tamil Nadu Sales Tax Appellate Tribunal within Sixty days from the receipt of the order, who shall entertain the appeal without reference to the limitation. Accordingly, the Company has filed an appeal before The Tamil Nadu Sales Tax Appellate Tribunal on 6th January, 2017, pursuant to the judgement order dated 01.09.2016 delivered on 22/11/2016 and appeal proceeding is awaited.

e) The company has a process of evaluating financial impact of pending litigation on Financial Statements and making necessary provision in terms of prevailing accounting practices.

f) The Company has a process whereby periodically all long term contracts are assessed for material foreseeable losses (Including all derivative contracts). At the year end, the Company has reviewed and ensured that adequate provision as required under any law/accounting standards for material foreseeable losses on such long term contracts has been made in the books of account.

29.5. Fair Value Measurement:

The management assessed that cash and bank balances, trade receivables, trade payables, cash credits and other financial assets and liabilities approximate their carrying amounts largely due to the short-term maturities of these instruments. The fair values of the financial assets and liabilities are included at the amount at which the instrument could be exchanged in a current transaction between willing parties, other than in a forced or liquidation sale. The Company has established the following fair value hierarchy that categorises the values into 3 levels. The inputs to valuation techniques used to measure fair value of financial instruments are:

- **Level 1:** This hierarchy uses quoted (unadjusted) prices in active markets for identical assets or liabilities.
- **Level 2:** Inputs other than quoted prices included within Level 1 that are observable for the asset or liability, either directly (i.e. as prices) or indirectly (i.e. derived from prices).
- **Level 3:** Inputs for the assets or liabilities that are not based on observable market data (unobservable inputs).

The following table provides the fair value measurement hierarchy of the Company's assets and liabilities:

A. Quantitative disclosures fair value measurement hierarchy for financial assets as at 31st March, 2025 and 31st March, 2024

and 31 March, 2024

Particulars	Fair value measurement using			Total (Amount)
	(Level 1) Amount	(Level 2) Amount	(Level 3) Amount	
As at March 31, 2025				
Financial Assets at amortised cost:				
Trade receivables	-	-	9,926.11	9,926.11
Cash and cash equivalents	-	-	3,011.80	3,011.80
Bank Balances other than cash and cash equivalent	-	-	775.43	775.43
Investment in Short Term Mutual Funds	698.93		-	698.93
Loans & Advances & other financial assets	-	-	16.13	16.13
Assets measured at fair value				
Fair value through Other Comprehensive Income				
Investment in Equity shares	-	157.15	-	157.15
As at March 31, 2024				
Financial Assets at amortised cost:				
Trade receivables	-	-	6,112.33	6,112.33
Cash and cash equivalents	-	-	712.27	712.27
Bank Balances other than cash and cash Equivalent	-	-	218.75	218.75
Investment in Short Term Mutual Funds	6,516.92		-	6,516.92
Loans & Advances & other financial assets	-	-	11.07	11.07
Assets measured at fair value				
Fair value through Other Comprehensive Income				
Investment in Equity shares	-	144.82	-	144.82

B. Quantitative disclosures fair value measurement hierarchy for financial liabilities as at 31st March, 2025, 31st March, 2024.

2025, 31 March, 2024.				(₹ in Lakhs)
Particulars	Fair value measurement using			Total (Amount)
	(Level 1) Amount	(Level 2) Amount	(Level 3) Amount	
As at March 31, 2025				
Financial Liabilities at amortised cost:				
Other Borrowings			4,142.63	4,142.63
Trade payables	-		3,890.85	3,890.85

B. Quantitative disclosures fair value measurement hierarchy for financial liabilities as at 31st March, 2025, 31st March, 2024. (Contd.)

2023, 31 March, 2024: (Contd.)				(₹ in Lakhs)
Particulars	Fair value measurement using			Total (Amount)
	(Level 1) Amount	(Level 2) Amount	(Level 3) Amount	
As at March 31, 2024				
Financial Liabilities at amortised cost:				
Other Borrowings			-	-
Trade payables	-		4,536.39	4,536.39

29.6. Financial risk management objectives and policies:

The Company's principal financial liabilities, other than derivatives, comprise loans and borrowings, trade and other payables. The main purpose of these financial liabilities is to finance the Company's operations. The Company's principal financial assets include trade and other receivables, investments, and cash & cash equivalents that derive directly from its operations.

The Company is exposed to market risk, credit risk and liquidity risk. The Company's senior management oversees the management of these risks. It is the Company's policy that no trading in derivatives for speculative purposes may be undertaken. The Board of Directors reviews and agrees policies for managing each of these risks, which are summarised below.

a) Material Risk:

Market risk is the risk that the fair value of future cash flows of a financial instrument will fluctuate because of changes in market prices. Market risk comprises of foreign currency risk. Market risk is attributable to all market risk sensitive financial instruments including foreign currency receivables, payables and borrowings. The sensitivity analyses in the following sections relate to the position as at 31st March, 2025 and 31st March, 2024.

The sensitivity of the relevant profit or loss item is the effect of the assumed changes in respective market risks. This is based on the financial assets and financial liabilities held at 31st March, 2025 and 31st March, 2024.

(i) Foreign currency risk

The Company may also have foreign currency exchange risk on procurement of raw materials. The Company manages this foreign risk using derivatives, wherever required to mitigate or eliminate the risk.

Foreign currency sensitivity

The following table demonstrates the sensitivity to a reasonably possible change in rate of USD, with all other variables held constant. The impact on the Company's profit before tax is due to changes in the fair value of monetary assets and liabilities.

Basis Points	As at 31 st March, 2025		As at 31 st March, 2024	
	2% increase	2% decrease	2% increase	2% decrease
Effect on profit before tax (Amount)	(16.62)	16.62	(49.90)	49.90

b) Credit Risk:

Credit risk is the risk that counterparty will not meet its obligations under a financial instrument or customer contract, leading to a financial loss. The Company is exposed to credit risk from its operating activities (primarily trade receivables).

The Company considers the probability of default upon initial recognition of asset and whether there has been a significant increase in credit risk on an ongoing basis throughout each reporting period. To assess whether there is a significant increase in credit risk the Company compares the risk of default occurring on asset as at the reporting date with the risk of default as at the date of initial recognition. It considers reasonable and supportive forwarding-looking information such as:

- Actual or expected significant adverse changes in business,
- Actual or expected significant changes in the operating results of the counterparty,
- Financial or economic conditions that are expected to cause a significant change to the counterparty's ability to meet its obligations,
- Significant increase in credit risk on other financial instruments of the same counterparty,
- Significant changes in the value of the collateral supporting the obligation or in the quality of the third-party guarantees or credit enhancements.

Financial assets are written off when there are no reasonable expectations of recovery, such as a debtor failing to engage in a repayment plan with the Company.

Assets in the nature of Investment, security deposits, loans and advances are measured using 12 months expected credit losses (ECL). Balances with Banks is subject to low credit risk due to good credit rating assigned to these banks. Trade receivables are measured using life time expected credit losses.

Financial Assets for which loss allowances is measured using the Expected Credit Losses (ECL):

The Ageing analysis of Account receivables has been considered from the date the invoice falls due

Ageing	As at 31 st March, 2025	As at 31 st March, 2024
	(₹ in Lakhs)	(₹ in Lakhs)
1 to 60 days	8,295.37	5,240.51
61 to 91 days	248.89	463.04
92 to 181 days	787.12	418.69
182 to 365 days	604.76	0
365 days and above	3.83	0
Total	9,939.97	6,122.24

The following table summarizes the changes in loss allowances measured using life time expected credit loss model

Provisions	As at 31 st March, 2025	As at 31 st March, 2024
	(₹ in Lakhs)	(₹ in Lakhs)
Opening Provision	9.91	15.47
Add:- Additional provision made	1.49	-
Less:- Provision utilised against bad debts/reversal of excess provision		5.56
Closing provisions	11.40	9.91

No Significant changes in estimation techniques or assumptions were made during the year.

c) Liquidity Risk:

Liquidity risk is defined as the risk that the Company will not be able to settle or meet its obligations on time or at reasonable price. The Company determines its liquidity requirements in the short, medium and long term. This is done by drawing up cash forecast for short- and medium-term requirements and strategic financing plans for long term needs. Management monitors the Company's liquidity position through rolling forecasts on the basis of expected cash flows.

Maturity patterns of the Financial Liabilities of the Company at the reporting date based on contractual undiscounted payment:

(₹ in Lakhs)

As at 31 st March, 2025	Less than 1 year (Amount)	1 to 5 years (Amount)	More than 5 Years (Amount)	Total (Amount)
Borrowings	4,142.63	-	-	4,142.63
Trade payables	3,890.85	-	-	3,890.85
Total	8,033.48	-	-	8,033.48

(₹ in Lakhs)

As at 31 st March, 2024	Less than 1 year (Amount)	1 to 5 years (Amount)	More than 5 Years (Amount)	Total (Amount)
Borrowings	-	-	-	-
Trade payables	4,536.39	-	-	4,536.39
Total	4,536.39	-	-	4,536.39

d) Capital Management:

For the purposes of the Company's capital management, capital includes issued capital, share premium and all other equity reserves attributable to the equity holders. The Company aims to manage its capital efficiently so as to safeguard its ability to continue as a going concern and to optimise returns to our shareholders.

The capital structure of the Company is based on management's judgement of the appropriate balance of key elements in order to meet its strategic and day-to-day needs. We consider the amount of capital in proportion to risk and manage the capital structure in light of changes in economic conditions and the risk characteristics of the underlying assets.

The Company's policy is to maintain a stable and strong capital structure with a focus on total equity so as to maintain investor, creditors and market confidence and to sustain future development and growth of its business. The Company will take appropriate steps in order to maintain, or if necessary, adjust, its capital structure.

The Company manages its capital structure and makes adjustments in light of changes in economic conditions and the requirements of the financial covenants. The Company monitors capital using a gearing ratio, which is net debt divided by total capital plus net debt.

(₹ in Lakhs)

Particulars	As at 31 st March, 2025	As at 31 st March, 2024
Net Debt	4,142.63	-
Total Equity	30,666.95	22,514.05
Total Capital and Net debt	34,809.58	22,514.05
Gearing Ratio	14%	-

29.7. Assets taken on operating lease:

The Company do not have any assets under operating lease during the financial year. Future minimum lease rental payable under non-cancellable lease agreements is as under:

(₹ in Lakhs)

Particulars	As at 31 st March, 2025	As at 31 st March, 2024
Not Later than 1 year	-	-
Later than 1 year but not later than 5 years	-	-
Later than 5 years	-	-
Total	-	-

Lease payments recognized in the Statement of Profit & Loss for the year is ₹ Nil (Previous year: ₹ Nil).

29.8. Earnings Per Share:

(₹ in Lakhs)

Particulars	As at 31 st March, 2025	As at 31 st March, 2024
Profit/(loss) after taxation	8,814.69	5,248.03
Weighted average number of shares outstanding during the year (Nos)	99.75	99.75
Earnings per share of ₹ 10 each		
Basic (in ₹)	88.37	52.61
Diluted (in ₹)	88.37	52.61

29.9. The company operates in single segment i.e, Fluro- Chemicals in India and all other activities evolve around the same. Hence, there is no reportable primary/secondary segment.

29.10 Key Ratios:

Particulars	Numerator	Denominator	As at 31 st March, 2025	As at 31 st March, 2024	% Variance	Remarks
Current ratio	Current Assets	Current Liabilities	2.29	3.07	-25.48%	Investment of surplus fund in current investment
Debt-equity ratio	Total Debt	Shareholder's Equity	0.13	0.00	100.00%	Company had no debt in P.Y. year (both short term and long term)
Debt service coverage ratio	Earning for Debt Service = Net Profit after taxes + Non-cash operating expenses + Interest + other adjustments like loss on sale of Fixed assets etc.	Debt service = Interest & Lease Payments + Principal Repayments	53.26	1,655.30	-96.78%	Due to increase in Short term borrowings in CY
Return on equity ratio	Net Profits after taxes - Preference Dividend (if any)	Average Shareholder's Equity	0.33	0.25	28.42%	Due to Increase in Net Profit
Inventory turnover ratio	Cost of goods sold OR sales	Average inventory = (Opening + Closing balance/2)	4.10	3.96	3.66%	
Trade receivables turnover ratio	Net Credit Sales=Gross credit sales minus sales return.	Average trade debtors = (Opening + Closing balance/2)	6.95	6.76	2.77%	
Trade payables turnover ratio	Net Credit Purchases =Gross credit purchases minus purchase return	Average Trade Payables	9.02	5.47	64.79%	Increase in overall business activities (Higher production and sales volume resulting in higher purchases during the year)

29.10 Key Ratios: (Contd.)

Particulars	Numerator	Denominator	As at 31 st March, 2025	As at 31 st March, 2024	% Variance	Remarks
Net capital turnover ratio	Net Sales=Total sales minus sales returns.	Working Capital =Current assets minus current liabilities.	4.01	2.79	44.15%	Higher level of operations. Higher short term borrowings in CY resulting in lower Net Working Capital.
Net profit ratio	Net profit after tax	Net Sales =Total sales minus sales returns.	0.16	0.14	14.03%	
Return on capital employed	Earning before interest and taxes	Capital Employed = Tangible Net Worth + Total Debt + Deferred Tax Liability	0.34	0.30	12.39%	
Return on investment	Income from investment	Average Cost of Investment	0.06	0.07	-20.70%	As per market conditions. Substantial reduction in total investment.

29.11 CSR Expenditure:

(₹ in Lakhs)

Particulars	As at 31 st March, 2025	As at 31 st March, 2024
Amount required to be spent by the company during the year	144.98	114.98
Amount spent during the year on:		
Construction/acquisition of any asset	-	-
On purposes other than (i) above	147.98	117.88
Shortfall at the end of the year	-	-
Total of previous years shortfall	-	-
Contribution to a trust controlled by the company	-	-
The nature of CSR activities undertaken by the Company	Enviroment Sustainability & Animal Welfare, Healthcare, Education	Enviroment Sustainability & Animal Welfare, Healthcare, Education
For movement is CSR, refer below:		
Opening Balance	-	-
Gross amount to be spent during the year	144.98	114.98
Actual spent	147.98	117.88
(Excess)/short spent*	(3.00)	(2.90)

Reason for CSR Funds unspent:

Not applicable as the Company has spent more than the amount to be spent during the year ending 31st March 2025 and 31st March 2024.

29.12. Registrar of Charges:

The Register of Charges of the Company as per MCA records shows some old charges of various Banks amounting to ₹ 7,186 Lacs lying open, which the Company maintains that those charges were satisfied during earlier years and necessary forms were filed with the MCA manually when there were no online filing requirements. Company is taking steps to correct the MCA records.

29.13. Recent Accounting Prnouncements:

To the best of information of management of the Company, Additional regulatory information required to be given pursuant to Gazette notification for Amendments in Schedule III to Companies Act, 2013 dated 24 March 2021 effective from 01 April 2021 is disclosed wherever applicable. Further, the following disclosures are not applicable to the Company:

- i) Disclosure on Revaluation of property, plant and equipment and intangible assets from Registered Valuers is not applicable to company.
- ii) No proceeding has been initiated or pending against the Company for holding any benami property under the Benami Transactions (Prohibition) Act,1988 (us of 1988) an rules made thereunder.
- iii) The Company has not been declared a wilful defaulter by any bank or financial institution or other lender.
- iv) Transactions with Struck off Companies* During the year, the Company has not entered into any transaction with companies struck off under Section 248 of the Companies Act, 2013 or Section 560 of Companies Act, 1956.

* based on information available as on the date of reporting.
- v) As per clause (87) of section 2 and section 186 (1) of the Companies Act, 2013 and Rules made thereunder, the company is in compliance with the number of layers as permitted under the said provisions.
- vi) The Company has not carried out any scheme of arrangement which is approved by regulatory authorities during the year.
- vii) The Company has not traded or invested in Crypto currency or virtual currency during the financial year.
- viii) There are no transactions recorded in books of account reflecting surrender/disclosure of income in the assessment under Income Tax Act, 1961.
- ix) During the year no loans/advances in the nature of Loans have been given to Promoters, Directors, KMP and Related Parties.
- x) The company does not have investment in subsidiary companies and accordingly the disclosure as to

whether the company has complied with the number of layers of companies prescribed under clause (87) of section 2 of the Act read with the Companies (Restriction on number of Layers) Rules, 2017 is not applicable.

- xi) (a) In the opinion of the Management, no funds (which are material either individually or in the aggregate) have been advanced or loaned or invested (either from borrowed funds or share premium or any other sources or kind of funds) by the company to or in any other person(s) or entity(ies), including foreign entity ("Intermediaries"), with the understanding, whether recorded in writing or otherwise, that the Intermediary shall, whether, directly or indirectly lend or invest in other persons or entities identified in any manner whatsoever by or on behalf of the company ("Ultimate Beneficiaries") or provided any guarantee, security or the like on behalf of the Ultimate Beneficiaries.
- (b) In the opinion of the Management, no funds (which are material either individually or in the aggregate) have been received by the Company from any person(s) or entity(ies), including foreign entity ("funding parties"), with the understanding, whether recorded in writing or otherwise, that the Company shall, whether, directly or indirectly, lend or invest in other persons or entities identified in any manner whatsoever by or on behalf of the funding parties ("Ultimate Beneficiaries") or provide any guarantee, security or the like on behalf of the Ultimate Beneficiaries.

29.14. Ministry of Corporate Affairs ("MCA") notifies new standard or amendments to the existing standards under Companies (Indian Accounting Standards) Rules as issued from time to time. As on March 31, 2025 there were no material amendments to the Companies (Indian Accounting Standards) Rules issued by the MCA which were not yet effective.

29.15. Dividend: The Board of Directors in their meeting held on 22nd April 2024 had recommended final dividend of ₹ 7.00 per share totaling ₹ 698.25 lakhs for the financial year 2023-24 and the said dividend was transferred to the Dividend Warrant Account in September 2024 after confirmation by members in their General Meeting held on 27th September 2024. The Board of Directors have recommended dividend of ₹ 9.00 per share totaling ₹ 897.75 Lakhs for the financial year 2024-25 subject to the approval of shareholders in the forthcoming Annual General Meeting.

29.16. The accounting software used by the Company, to maintain its Books of account have a feature of recording audit trail (edit log) facility and the same has been operated throughout the year for all transactions recorded in the software, except at the Database level. The Company are taking necessary steps for upgrading its Software which would have the facility for recording audit trail (edit log).

29.17 Previous year figures are regrouped or rearranged wherever considered necessary.

As per our report of even date attached

For Singhi & Co.,
Chartered Accountants
Firm Registration No. 302049E

For and on behalf of the Board of Directors of
TANFAC Industries Limited
CIN: L24117TN1972PLC006271

Sudesh Choraria
Partner
Membership No. 204936

Afzal Harunbhai Malkani
Director
DIN 07194226

R. Karthikeyan
Director
DIN 00824621

Place: Chennai
Date: 28.04.2025

S Vinod Kumar
Company Secretary

N.R.Ravichandran
Chief Financial Officer



Tanfac Industries Limited

INTEGRATED REGISTRY MANAGEMENT SERVICES PRIVATE LIMITED
Unit: TANFAC INDUSTRIES LIMITED
2nd Floor, Kences Towers,
No. 1, Ramakrishna Street,
Off. North Usman Road, T. Nagar
Chennai - 600 017.

Email Id: corpserv@integratedindia.in